

**DISTRICT SCHOOL BOARD OF ALACHUA COUNTY**  
**SCHEDULE OF REVENUES, EXPENDITURES AND CHANGES IN FUND BALANCES - BUDGET AND ACTUAL**  
**GENERAL FUND**  
**For the Month Ending April 30, 2024**

	Account	Budgeted Amounts (2022-23)		2022-23 Actual	Budgeted Amounts (2023-24)		2023-24 Actual	2023-24 Variance with Current Budget -
	Number	Original 2022-23 Budget	Current Budget as of April 30, 2023	Revenues through April 30, 2023	Original 2023-24 Budget	Current Budget as of April 30, 2024	Revenues through April 30, 2024	Positive (Negative)
<b>REVENUES</b>								
Federal Direct	3100	210,000.00	210,000.00	170,062.08	210,000.00	210,000.00	128,612.04	(81,387.96)
Federal Through State	3200	1,200,000.00	1,200,000.00	274,299.40	1,200,000.00	1,200,000.00	1,090,096.42	(109,903.58)
State Sources	3300	139,526,172.00	140,773,391.20	110,616,608.92	146,401,625.00	148,933,244.00	126,419,155.34	(22,514,088.66)
Local Sources	3400	117,535,367.00	118,348,652.50	109,879,370.12	127,951,182.00	131,337,536.44	121,065,101.46	(10,272,434.98)
Transfers In:								
Capital Projects	3630	6,340,538.00	6,340,538.00	5,283,570.32	8,253,665.00	9,074,968.51	5,529,955.55	(3,545,012.96)
Special Revenue	3640		4,500,000.00	4,500,000.00				
Other Financing Sources								
	3740			10,447.79			64,370.66	64,370.66
Beginning Fund Balance		25,744,970.21	25,744,970.21	25,744,970.21	35,042,450.19	35,042,450.19	35,042,450.19	0.00
<b>Total Revenues and Fund Balances</b>		<b>290,557,047.21</b>	<b>297,117,551.91</b>	<b>256,479,328.84</b>	<b>319,058,922.19</b>	<b>325,798,199.14</b>	<b>289,339,741.66</b>	<b>(36,458,457.48)</b>
<b>EXPENDITURES</b>								
				Expenditures through April 30, 2023			Expenditures through April 30, 2024	Percentage of Budget Expended
Instruction	5000	147,704,827.81	157,720,607.79	110,979,768.74	166,568,666.87	168,951,993.28	119,906,644.98	49,045,348.30 70.97%
Pupil Personnel Services	6100	14,892,036.76	15,770,618.97	11,269,244.92	16,407,866.52	18,596,607.90	12,682,077.75	5,914,530.15 68.20%
Instructional Media Services	6200	5,236,713.81	5,621,524.40	4,176,880.07	5,327,591.54	6,071,858.02	4,155,425.89	1,916,432.13 68.44%
Instruction and Curr. Development Services	6300	5,092,320.59	5,292,020.53	3,942,976.67	5,215,858.68	5,569,648.19	4,055,492.39	1,514,155.80 72.81%
Instructional Staff Training Services	6400	1,643,741.71	1,891,659.62	1,081,730.32	1,906,911.86	2,347,020.75	1,011,873.54	1,335,147.21 43.11%
Instruction Related Technology	6500	3,707,815.38	3,988,048.16	3,173,452.12	4,040,936.33	4,665,105.23	3,659,451.85	1,005,653.38 78.44%
Board	7100	1,161,356.20	1,273,185.37	1,102,666.76	1,306,928.88	1,420,714.29	1,358,913.54	61,800.75 95.65%
General Administration	7200	1,435,503.69	1,447,398.34	1,140,512.78	1,573,465.42	1,659,790.47	1,360,071.68	299,718.79 81.94%
School Administration	7300	17,668,708.47	18,104,488.63	15,382,725.67	18,627,038.66	19,459,267.69	15,961,060.04	3,498,207.65 82.02%
Facilities Acquisition and Construction	7400	2,665,672.89	2,749,781.05	1,838,278.20	1,693,109.27	1,915,363.80	1,606,518.74	308,845.06 83.88%
Fiscal Services	7500	2,157,715.31	2,032,963.49	1,678,586.61	2,297,120.82	2,447,506.27	2,011,057.57	436,448.70 82.17%
Food Services	7600					56,064.96	1,585.30	54,479.66 2.83%
Central Services	7700	3,966,092.65	4,097,049.89	3,277,822.51	4,061,052.42	4,617,552.37	3,440,386.70	1,177,165.67 74.51%
Pupil Transportation Services	7800	11,782,552.87	11,686,144.97	9,636,294.63	12,510,974.02	12,570,626.84	10,154,596.11	2,416,030.73 80.78%
Operation of Plant	7900	30,052,916.15	31,702,741.02	26,559,465.77	36,820,794.72	38,843,557.57	29,674,494.58	9,169,062.99 76.39%
Maintenance of Plant	8100	8,119,139.92	7,485,944.37	5,536,711.37	7,719,794.07	7,736,810.01	5,700,769.94	2,036,040.07 73.68%
Administrative Technology Services	8200	1,582,119.43	1,851,877.22	1,513,318.32	1,121,788.01	1,851,127.85	1,082,691.00	768,436.85 58.49%
Community Services	9100	4,781,539.74	4,965,591.74	3,529,641.11	5,415,909.53	5,492,069.64	3,869,137.77	1,622,931.87 70.45%
<b>Total Appropriations</b>		<b>263,650,773.38</b>	<b>277,681,645.56</b>	<b>205,820,076.57</b>	<b>292,615,807.62</b>	<b>304,272,685.13</b>	<b>221,692,249.37</b>	<b>82,580,435.76 72.86%</b>
Transfers Out	9700							
<b>Fund Balance (Beg. Fund Bal. + Rev. - Exp.)</b>		<b>26,906,273.83</b>	<b>19,435,906.35</b>	<b>50,659,252.27</b>	<b>26,443,114.57</b>	<b>21,525,514.01</b>	<b>67,647,492.29</b>	<b>(46,121,978.28)</b>
<b>Total Appropriations and Fund Balances</b>		<b>290,557,047.21</b>	<b>297,117,551.91</b>	<b>256,479,328.84</b>	<b>319,058,922.19</b>	<b>325,798,199.14</b>	<b>289,339,741.66</b>	<b>36,458,457.48</b>

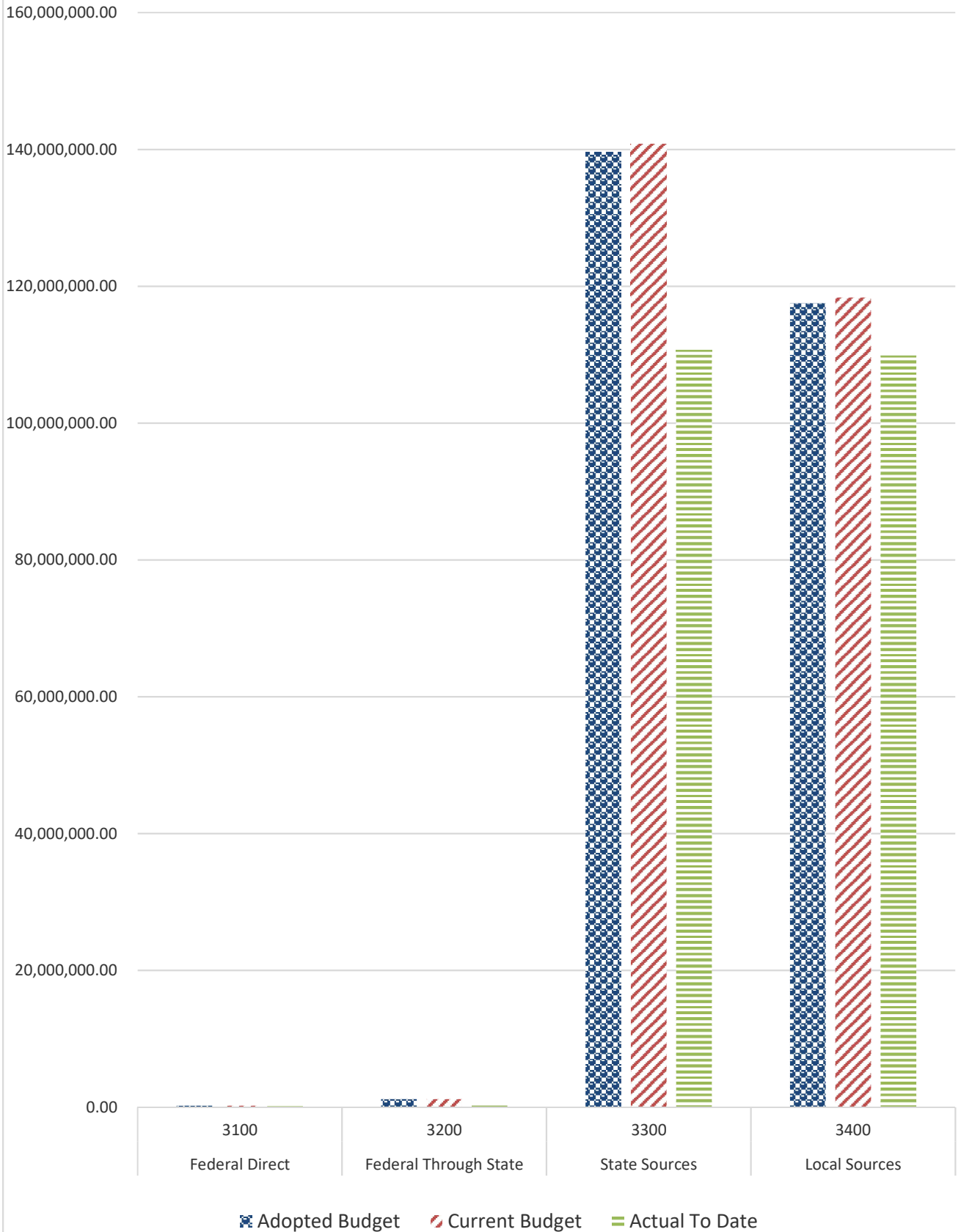
DISTRICT SCHOOL BOARD OF ALACHUA COUNTY  
SCHEDULE OF REVENUES AND EXPENDITURES BY OBJECT - BUDGET AND ACTUAL  
GENERAL FUND  
For the Month Ending April 30, 2024

OBJECTS		Original 2022-23 Budget	Current Budget As Of April 30, 2023	Expenditures through April 30, 2023	Percentage of Budget Expended	Original 2023-24 Budget	Current Budget As Of April 30, 2024	Expenditures through April 30, 2024	Percentage of Budget Expended
Salaries	100	151,465,588.19	154,831,298.79	117,875,630.74	76.13%	156,854,565.62	159,563,480.70	119,659,354.68	74.99%
Benefits	200	55,875,820.10	55,666,518.77	43,615,058.82	78.35%	61,010,246.09	61,605,878.73	47,451,122.39	77.02%
Purchased Services	300	34,751,023.52	39,786,368.87	29,143,015.77	73.25%	42,104,443.84	48,669,045.37	37,127,379.57	76.29%
Utilities	400	9,442,087.52	9,453,495.32	8,786,481.44	92.94%	12,154,958.15	12,000,626.84	7,899,076.82	65.82%
Materials and Supplies	500	8,908,842.05	13,319,989.55	3,634,155.04	27.28%	17,553,547.09	17,985,340.37	6,793,023.35	37.77%
Capital Outlay	600	1,344,399.00	2,379,458.89	1,109,527.10	46.63%	1,961,127.83	2,484,938.89	1,052,406.10	42.35%
Other Expenses	700	1,863,013.00	2,244,515.37	1,658,042.78	73.87%	976,919.00	1,142,070.72	1,709,886.46	149.72%
<b>Total Appropriations</b>		<b>263,650,773.38</b>	<b>277,681,645.56</b>	<b>205,821,911.69</b>	<b>74.12%</b>	<b>292,615,807.62</b>	<b>303,451,381.62</b>	<b>221,692,249.37</b>	<b>73.06%</b>

# GENERAL FUND COMPARISON

## Revenue

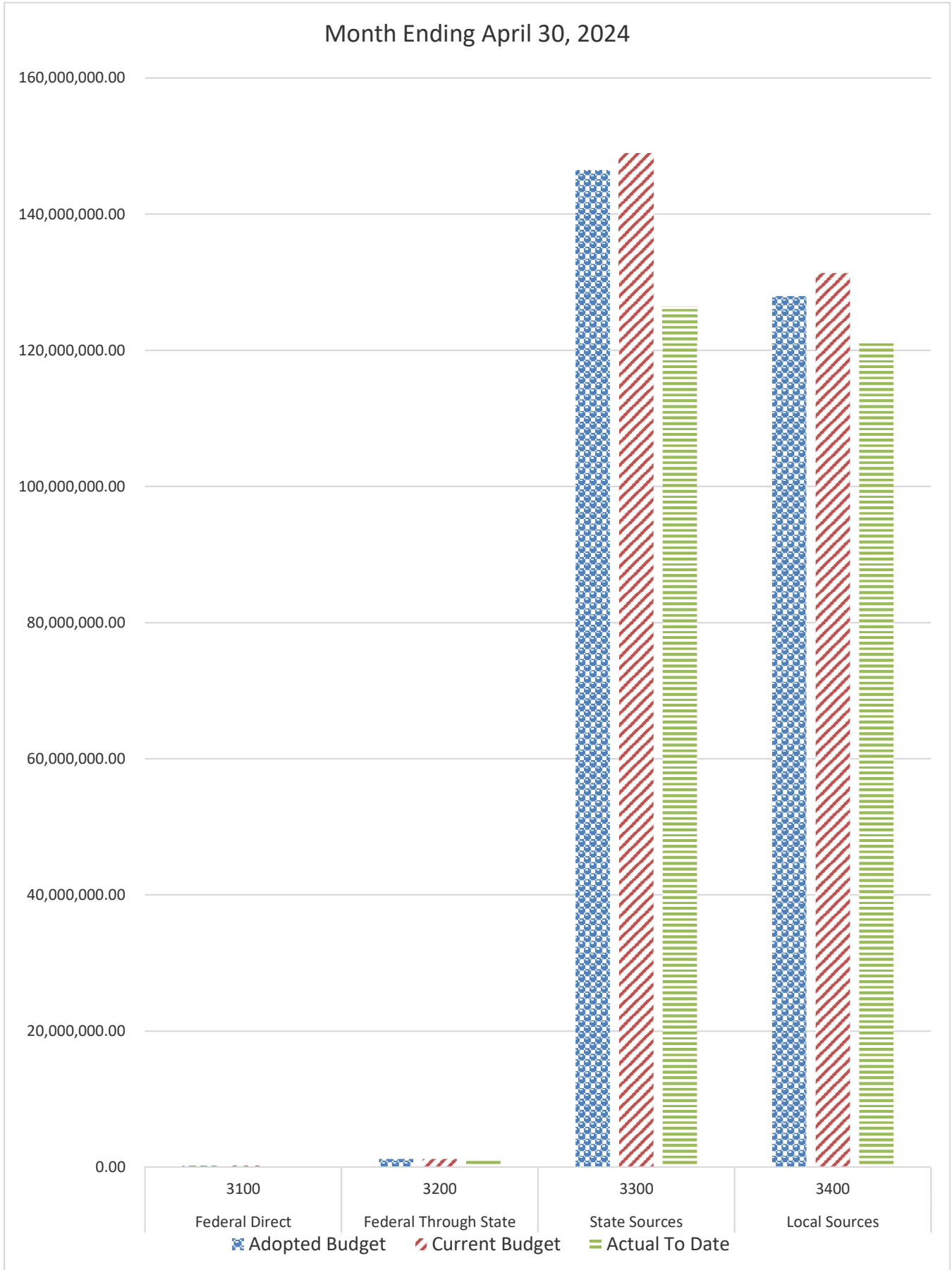
Month Ending April 30, 2023



# GENERAL FUND COMPARISON

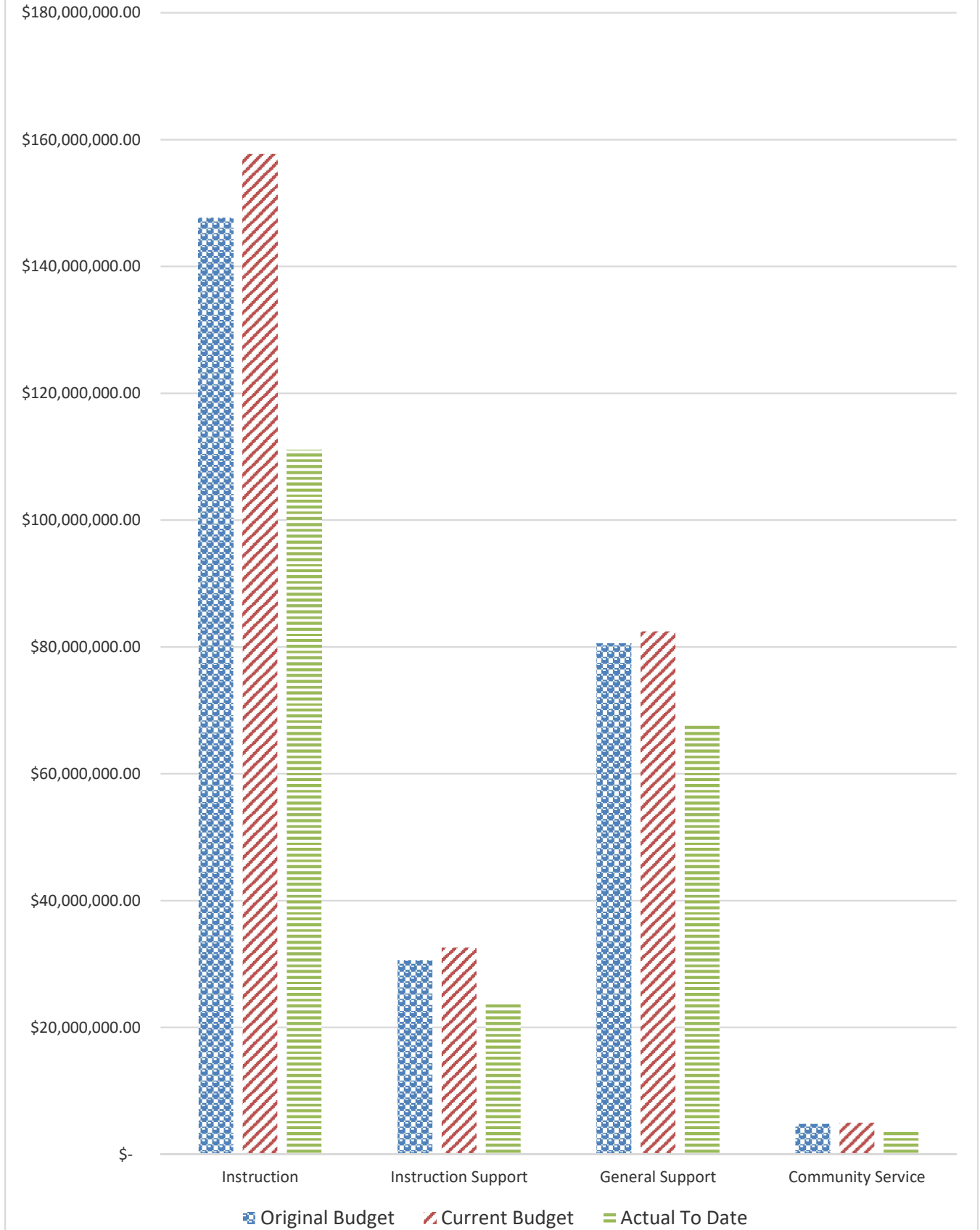
## Revenue

Month Ending April 30, 2024



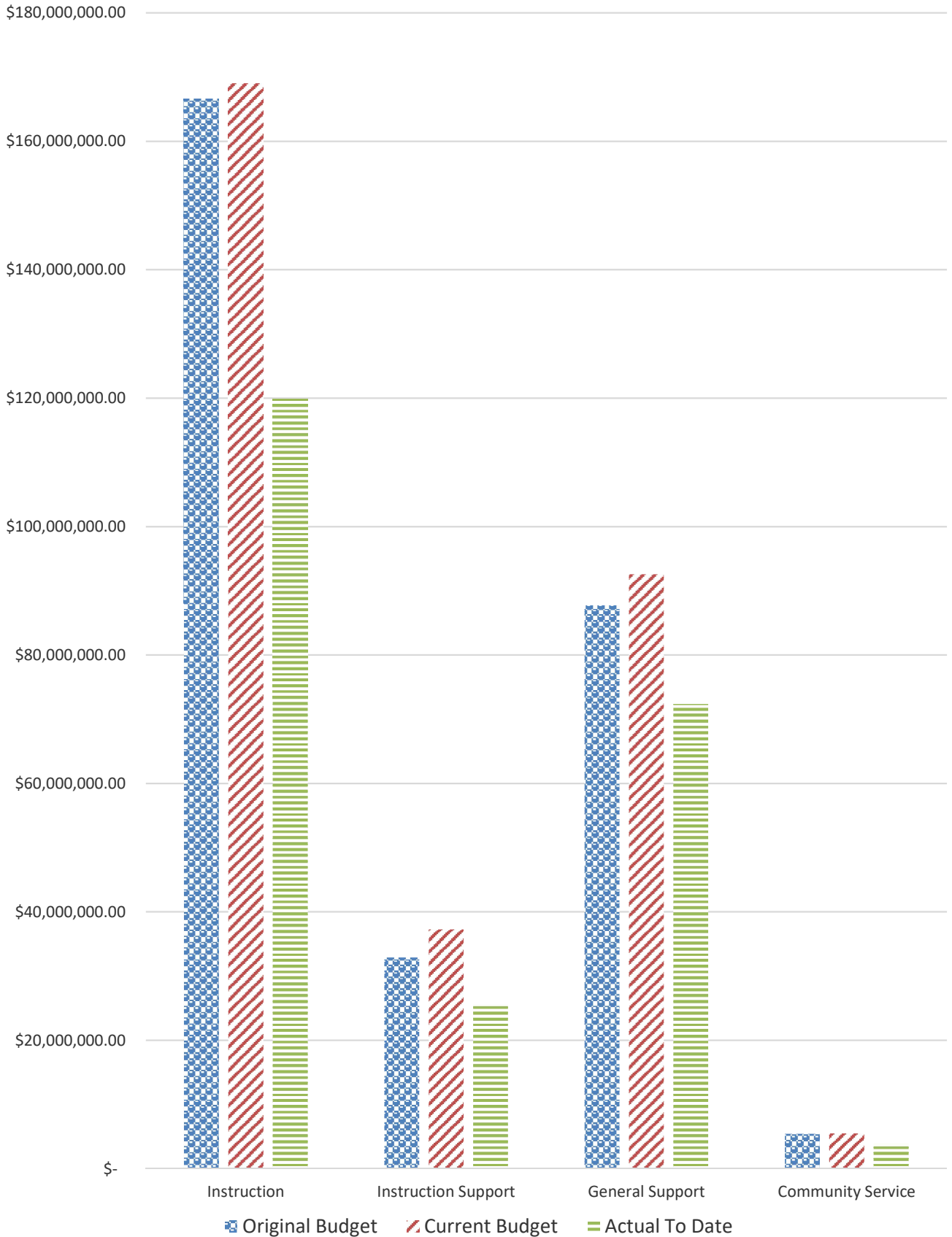
# GENERAL FUND COMPARISON Expenses

Month Ending April 30, 2023



# GENERAL FUND COMPARISON Expenses

Month Ending April 30, 2024



**DISTRICT SCHOOL BOARD OF ALACHUA COUNTY**  
**SCHEDULE OF REVENUES, EXPENDITURES AND CHANGES IN FUND BALANCES - BUDGET AND ACTUAL**  
**FOOD SERVICE**  
**For the Month Ending April 30, 2024**

	Account Number	Budgeted Amounts (2022-23)		2022-23 Actual	Budgeted Amounts (2023-24)		2023-24 Actual	2023-24 Variance with current budget Positive (Negative)
		Original 2022-23 Budget	Current Budget as of April 30, 2023	Revenues through April 30, 2023	Original 2023-24 Budget	Current Budget as of April 30, 2024	Revenues through April 30, 2024	
<b>REVENUES</b>								
Federal Direct	3100							0.00
Federal Through State	3200	18,265,000.00	18,265,000.00	14,452,028.40	17,961,976.71	17,961,976.71	14,325,526.78	(3,636,449.93)
State Sources	3300	260,000.00	260,000.00	236,741.00	259,500.00	259,500.00	105,044.00	(154,456.00)
Local Sources	3400	2,532,000.00	2,532,000.00	1,236,072.69	1,884,850.00	1,884,850.00	1,618,155.29	(266,694.71)
Proceeds from the Sale of Capital Assets	3730							
Loss Recoveries	3740							0.00
Transfers In	3600							0.00
Beginning Fund Balance		8,779,144.26	8,779,144.26	8,779,144.26	8,101,402.27	8,101,402.27	8,101,402.27	
<b>Total Revenues and Fund Balances</b>		<b>29,836,144.26</b>	<b>29,836,144.26</b>	<b>24,703,986.35</b>	<b>28,207,728.98</b>	<b>28,207,728.98</b>	<b>24,150,128.34</b>	<b>(4,057,600.64)</b>
<b>EXPENDITURES</b>								
Food Services: (Function 7600)				Expenditures through April 30, 2023			Expenditures through April 30, 2024	
Salaries	100	7,006,000.00	7,006,000.00	5,571,919.22	6,878,753.77	6,893,624.70	5,516,590.69	1,377,034.01
Employee Benefits	200	3,494,000.00	3,494,000.00	2,906,885.14	3,735,856.67	3,793,087.85	2,961,428.04	831,659.81
Purchased Services	300	1,121,800.00	1,121,800.00	860,947.80	1,321,800.00	1,323,694.62	948,885.33	374,809.29
Energy Services	400	391,000.00	391,000.00	311,248.82	422,800.00	422,800.00	236,609.66	186,190.34
Materials and Supplies	500	8,311,600.00	8,311,600.00	7,582,734.88	8,437,300.00	9,142,944.17	8,640,931.32	502,012.85
Capital Outlay	600	125,500.00	125,500.00	76,184.08	94,000.00	209,359.10	32,264.15	177,094.95
Other Expenses	700	591,000.00	591,000.00	413,491.10	341,000.00	346,000.00	366,279.55	(20,279.55)
<b>Total Expenditures</b>		<b>21,040,900.00</b>	<b>21,040,900.00</b>	<b>17,723,411.04</b>	<b>21,231,510.44</b>	<b>22,131,510.44</b>	<b>18,702,988.74</b>	<b>3,428,521.70</b>
Transfers Out	9700	350,000.00	620,000.00	620,000.00	650,000.00	750,000.00	1,000,000.00	(250,000.00)
<b>Fund Balance (Beg. Fund Bal. + Rev. - Exp.)</b>		<b>8,445,244.26</b>	<b>8,175,244.26</b>	<b>6,360,575.31</b>	<b>6,326,218.54</b>	<b>5,326,218.54</b>	<b>4,447,139.60</b>	<b>879,078.94</b>
<b>Total Appropriations and Fund Balances</b>		<b>29,836,144.26</b>	<b>29,836,144.26</b>	<b>24,703,986.35</b>	<b>28,207,728.98</b>	<b>28,207,728.98</b>	<b>24,150,128.34</b>	<b>4,057,600.64</b>

**DISTRICT SCHOOL BOARD OF ALACHUA COUNTY**  
**SCHEDULE OF REVENUES, EXPENDITURES AND CHANGES IN FUND BALANCES - BUDGET AND ACTUAL**  
**OTHER FEDERAL PROGRAMS**  
**For the Month Ending April 30, 2024**

	Account Number	Budgeted Amounts (2022-23)		2022-23 Actual	Budgeted Amounts (2023-24)		2023-24 Actual	2023-24 Variance with Current Budget Positive (Negative)
		Original 2022-23 Budget	Current Budget as of April 30, 2023	Revenues through April 30, 2023	Original 2023-24 Budget	Current Budget as of April 30, 2024	Revenues through April 30, 2024	
<b>REVENUES</b>								
Federal Direct	3100		83,929.31	79,314.76	53,501.80	85,123.13	85,623.13	500.00
Federal Through State	3200	21,010,253.07	25,535,772.67	15,573,594.07	24,820,050.71	29,835,032.10	18,303,661.23	(11,531,370.87)
State Sources	3300							0.00
Local Sources	3400							0.00
Proceeds from the Sale of Capital Assets	3730							0.00
Loss Recoveries	3740							0.00
Transfers In	3600							0.00
<b>Total Revenues and Fund Balances</b>		<b>21,010,253.07</b>	<b>25,619,701.98</b>	<b>15,652,908.83</b>	<b>24,873,552.51</b>	<b>29,920,155.23</b>	<b>18,389,284.36</b>	<b>(11,530,870.87)</b>
<b>EXPENDITURES</b>								
				Expenditures through April 30, 2023			Expenditures through April 30, 2024	
Instruction	5000	12,612,592.23	14,949,983.38	10,024,136.61	13,874,833.51	17,480,355.11	10,307,192.80	7,173,162.31
Pupil Personnel Services	6100	2,004,881.51	2,527,460.71	1,528,250.15	2,312,236.29	2,791,166.48	2,057,191.63	733,974.85
Instructional Media Services	6200		681.12			3,676.09	3,676.09	0.00
Instruction and Curr. Development Services	6300	3,305,149.49	4,169,162.87	2,254,442.03	3,259,050.01	3,658,801.93	2,581,999.54	1,076,802.39
Instructional Staff Training Services	6400	1,408,314.99	2,066,923.00	899,321.05	3,482,701.17	3,715,790.50	2,166,481.29	1,549,309.21
Instruction Related Technology	6500							0.00
Board	7100							0.00
General Administration	7200	1,015,793.93	1,113,800.79	484,506.28	1,079,945.11	1,191,870.74	546,953.03	644,917.71
School Administration	7300	197,445.53	211,634.19	223,160.25	488,985.46	511,729.58	413,957.90	97,771.68
Facilities Acquisition and Construction	7400							0.00
Fiscal Services	7500							0.00
Food Services	7600							
Central Services	7700	164,036.93	228,163.94	34,920.41	66,760.96	86,474.16	16,480.98	69,993.18
Pupil Transportation Services	7800	298,938.46	345,115.98	203,070.66	303,295.14	400,360.49	220,824.92	179,535.57
Operation of Plant	7900	3,100.00	6,776.00	1,101.39	5,744.86	79,930.15	74,526.18	5,403.97
Maintenance of Plant	8100							0.00
Administrative Technology Services	8200							0.00
Community Services	9100							0.00
<b>Total Appropriations</b>		<b>21,010,253.07</b>	<b>25,619,701.98</b>	<b>15,652,908.83</b>	<b>24,873,552.51</b>	<b>29,920,155.23</b>	<b>18,389,284.36</b>	<b>11,530,870.87</b>
Capital Outlay	9300							
Transfers Out	9700							
<b>Fund Balance (Beg. Fund Bal. + Rev. - Exp.)</b>								
<b>Total Appropriations and Fund Balances</b>		<b>21,010,253.07</b>	<b>25,619,701.98</b>	<b>15,652,908.83</b>	<b>24,873,552.51</b>	<b>29,920,155.23</b>	<b>18,389,284.36</b>	<b>11,530,870.87</b>



**DISTRICT SCHOOL BOARD OF ALACHUA COUNTY**  
**SCHEDULE OF REVENUES, EXPENDITURES AND CHANGES IN FUND BALANCES - BUDGET AND ACTUAL**  
**OTHER FEDERAL PROGRAMS - ESSER AND GEER**  
**For the Month Ending April 30, 2024**

	Account Number	Budgeted Amounts (2022-23)		2022-23 Actual	Budgeted Amounts (2023-24)		2023-24 Actual	2023-24 Variance with Current Budget Positive (Negative)
		Original 2022-23 Budget	Current Budget as of April 30, 2023	Revenues through April 30, 2023	Original 2023-24 Budget	Current Budget as of April 30, 2024	Revenues through April 30, 2024	
<b>REVENUES</b>								
Federal Direct	3100							0.00
Federal Through State	3200	54,209,378.24	64,151,451.70	19,094,317.16	37,804,288.65	37,618,165.49	13,843,230.76	(23,774,934.73)
State Sources	3300				267,000.00	267,000.00	267,240.50	240.50
Local Sources	3400							0.00
Proceeds from the Sale of Capital Assets	3730							0.00
Loss Recoveries	3740							0.00
Transfers In	3600							0.00
<b>Total Revenues and Fund Balances</b>		<b>54,209,378.24</b>	<b>64,151,451.70</b>	<b>19,094,317.16</b>	<b>38,071,288.65</b>	<b>37,885,165.49</b>	<b>14,110,471.26</b>	<b>(23,774,694.23)</b>
<b>EXPENDITURES</b>				Expenditures through April 30, 2023			Expenditures through April 30, 2024	
Instruction	5000	21,183,979.10	28,914,592.70	8,401,089.15	18,733,939.54	25,220,647.67	8,171,145.59	17,049,502.08
Pupil Personnel Services	6100	7,125,660.58	7,427,996.70	1,902,427.83	3,858,228.89	3,964,547.32	2,448,068.13	1,516,479.19
Instructional Media Services	6200			8,757.22	12,000.00	32,871.21	54,289.01	(21,417.80)
Instruction and Curr. Development Services	6300	2,396,909.08	3,041,637.40	985,688.62	1,126,404.22	1,046,412.22	526,930.31	519,481.91
Instructional Staff Training Services	6400	1,824,383.43	3,268,217.52	537,773.58	2,287,596.52	2,095,166.09	213,727.09	1,881,439.00
Instruction Related Technology	6500	782,089.00	937,584.22	232,861.70	681,790.57	607,541.37	275,816.58	331,724.79
Board	7100							0.00
General Administration	7200	2,982,837.51	3,364,635.68	765,566.97	2,501,490.64	1,420,452.20	153,175.26	1,267,276.94
School Administration	7300	53,497.40	55,764.40	8,375.40	54,589.00	486,483.31	36,907.37	449,575.94
Facilities Acquisition and Construction	7400	16,502,574.00	10,467,455.15	638,923.83	8,103,018.13	1,530,303.15	1,266,580.26	263,722.89
Fiscal Services	7500							
Food Services	7600	3,622.46	1,835.54	1,835.54				0.00
Central Services	7700	634,449.05	1,161,929.55	791,909.99	107,759.54	708,486.20	512,572.85	195,913.35
Pupil Transportation Services	7800	347,219.66	644,756.13	218,589.13	505,046.00	662,275.94	373,058.32	289,217.62
Operation of Plant	7900	244,330.61	237,220.35	102,299.33	87,425.60	89,572.21	78,200.49	11,371.72
Maintenance of Plant	8100							0.00
Administrative Technology Services	8200							0.00
Community Services	9100	127,826.36	127,826.36	(1,781.13)	12,000.00	20,406.60		20,406.60
<b>Total Appropriations</b>		<b>54,209,378.24</b>	<b>59,651,451.70</b>	<b>14,594,317.16</b>	<b>38,071,288.65</b>	<b>37,885,165.49</b>	<b>14,110,471.26</b>	<b>23,774,694.23</b>
Capital Outlay	9300							
Transfers Out	9700		4,500,000.00	4,500,000.00				
<b>Fund Balance (Beg. Fund Bal. + Rev. - Exp.)</b>								
<b>Total Appropriations and Fund Balances</b>		<b>54,209,378.24</b>	<b>64,151,451.70</b>	<b>19,094,317.16</b>	<b>38,071,288.65</b>	<b>37,885,165.49</b>	<b>14,110,471.26</b>	<b>23,774,694.23</b>

**DISTRICT SCHOOL BOARD OF ALACHUA COUNTY**  
**SCHEDULE OF REVENUES, EXPENDITURES AND CHANGES IN FUND BALANCES - BUDGET AND ACTUAL**  
**DEBT SERVICE**  
**For the Month Ending April 30, 2024**

	Account Number	Budgeted Amounts (2022-23)		2022-23 Actual	Budgeted Amounts (2023-24)		2023-24 Actual	2023-24 Variance with current budget Positive (Negative)
		Original 2022-23 Budget	Current Budget as of April 30, 2023	Revenues through April 30, 2023	Original 2023-24 Budget	Current Budget as of April 30, 2024	Revenues through April 30, 2024	
<b>REVENUES</b>								
Federal Direct	3100							0.00
Federal Through State	3200							0.00
State Sources	3300							0.00
Local Sources	3400			(232,747.10)			183,352.63	183,352.63
Proceeds from Refunding Bonds	3715							0.00
Premium on Sale of Refunded Bonds	3790							0.00
Transfers In								0.00
From Capital Projects Fund	3630						471,585.43	471,585.43
	3620							
Beginning Fund Balances		7,217,035.41	7,217,035.41	7,217,035.41	6,951,307.15	6,951,307.15	6,951,307.15	
<b>Total Revenues and Fund Balances</b>		<b>7,217,035.41</b>	<b>7,217,035.41</b>	<b>6,984,288.31</b>	<b>6,951,307.15</b>	<b>6,951,307.15</b>	<b>7,606,245.21</b>	<b>654,938.06</b>
<b>EXPENDITURES</b>				Expenditures through April 30, 2023			Expenditures through April 30, 2024	
Debt Service: (Function 9200)								
Retirement of Principal	710							0.00
Interest	720							0.00
Dues, Fees and Issuance Costs	730			4.60			6.77	(6.77)
Payments to Escrow agent	760							0.00
<b>Total Expenditures</b>		<b>0.00</b>	<b>0.00</b>	<b>4.60</b>	<b>0.00</b>	<b>0.00</b>	<b>6.77</b>	<b>(6.77)</b>
Transfer to Capital Projects	930							0.00
Transfers Out	9700							0.00
<b>Fund Balance (Beg. Fund Bal. + Rev. - Exp.)</b>		<b>7,217,035.41</b>	<b>7,217,035.41</b>	<b>6,984,283.71</b>	<b>6,951,307.15</b>	<b>6,951,307.15</b>	<b>7,606,238.44</b>	<b>(654,931.29)</b>
<b>Total Expenditures and Fund Balances</b>		<b>7,217,035.41</b>	<b>7,217,035.41</b>	<b>6,984,288.31</b>	<b>6,951,307.15</b>	<b>6,951,307.15</b>	<b>7,606,245.21</b>	<b>(654,938.06)</b>

**DISTRICT SCHOOL BOARD OF ALACHUA COUNTY**  
**SCHEDULE OF REVENUES, EXPENDITURES AND CHANGES IN FUND BALANCES - BUDGET AND ACTUAL**  
**CAPITAL OUTLAY**  
**For the Month Ending April 30, 2024**

	Account Number	Budgeted Amounts (2022-23)		2022-23 Actual	Budgeted Amounts (2023-24)		2023-24 Actual	2023-24 Variance with current budget Positive (Negative)
		Original 2022-23 Budget	Current Budget as of April 30, 2023	Revenues through April 30, 2023	Original 2023-24 Budget	Current Budget as of April 30, 2024	Revenues through April 30, 2024	
<b>REVENUES</b>								
Federal Direct	3100							0.00
Federal Through State	3200							0.00
State Sources	3300	1,170,000.00	1,733,978.00	422,120.00	1,166,858.00	1,166,858.00		(1,166,858.00)
Local Sources	3400	59,516,012.00	59,516,012.00	47,397,614.54	64,364,765.00	64,364,765.00	54,876,416.10	(9,488,348.90)
<b>Total Revenues</b>		<b>60,686,012.00</b>	<b>61,249,990.00</b>	<b>47,819,734.54</b>	<b>65,531,623.00</b>	<b>65,531,623.00</b>	<b>54,876,416.10</b>	<b>(10,655,206.90)</b>
Capital Lease Agreement	3720							
Loss Recoveries	3740							0.00
COPS SERIES 2020	3750							
Transfers In	3600	350,000.00	620,000.00	620,000.00	650,000.00	750,000.00	1,000,000.00	250,000.00
Beginning Fund Balances		63,945,933.45	63,945,933.45	63,945,933.45	81,243,498.58	81,243,498.58	81,243,498.58	0.00
<b>Total Revenues and Fund Balances</b>		<b>124,981,945.45</b>	<b>125,815,923.45</b>	<b>112,385,667.99</b>	<b>147,425,121.58</b>	<b>147,525,121.58</b>	<b>137,119,914.68</b>	<b>(10,405,206.90)</b>
<b>EXPENDITURES</b>								
Library Books (New Libraries)	610	86,143.30	75,000.00	75,000.00				0.00
Audio-Visual Materials	620							0.00
Buildings and Fixed Equipment	630	58,395,328.36	59,645,674.52	7,954,805.15	52,891,858.09	62,370,569.39	20,667,672.08	41,702,897.31
Furniture, Fixtures, and Equipment	640	1,896,151.72	2,942,624.65	1,984,599.83	518,647.15	2,593,312.70	1,197,387.13	1,395,925.57
Motor Vehicles	650	2,080,000.00	2,318,719.00	125,525.00	3,110,914.21	4,178,649.09	307,432.00	3,871,217.09
Land	660							0.00
Improvements Other Than Buildings	670	2,101,509.93	2,429,479.03	921,434.66	2,170,049.68	4,558,160.11	2,138,183.43	2,419,976.68
Remodeling and Renovations	680	35,823,967.08	33,793,231.94	5,826,895.86	58,936,320.89	44,733,887.53	5,915,627.80	38,818,259.73
Computer Software	690	468,623.89	479,164.14	36,790.25	442,373.89	479,946.39	26,750.43	453,195.96
Retirement of Principal	710	12,541,352.52	12,539,161.52	892,780.11	13,623,953.10	13,623,953.10	2,293,709.88	11,330,243.22
Interest	720	4,699,938.00	4,699,938.00	2,377,158.53	4,480,741.22	4,480,741.22	1,856,316.49	2,624,424.73
Dues, Fees and Issuance Costs	730	54,389.65	58,389.65	24,536.63	82,426.50	82,426.50	20,536.63	61,889.87
Charter School Local Capital Improvement	790				481,748.00	481,748.00	219,351.00	262,397.00
<b>Total Appropriations</b>		<b>118,147,404.45</b>	<b>118,981,382.45</b>	<b>20,219,526.02</b>	<b>136,739,032.73</b>	<b>137,583,394.03</b>	<b>34,642,966.87</b>	<b>102,940,427.16</b>
Transfers Out	9700							
To General Fund	910	6,340,538.00	6,340,538.00	5,283,570.32	8,253,665.00	9,074,968.51	5,529,955.55	3,545,012.96
To Debt Service Fund	920	494,003.00	494,003.00		471,585.00	471,585.00	471,585.43	(0.43)
To Capital Projects Fund	930							
Interfund Transfer	950							
<b>Fund Balance (Beg. Fund Bal. + Rev. - Exp.)</b>		<b>0.00</b>	<b>0.00</b>	<b>86,882,571.65</b>	<b>1,960,838.85</b>	<b>395,174.04</b>	<b>96,475,406.83</b>	<b>(96,080,232.79)</b>
<b>Total Appropriations and Fund Balances</b>		<b>124,981,945.45</b>	<b>125,815,923.45</b>	<b>112,385,667.99</b>	<b>147,425,121.58</b>	<b>147,525,121.58</b>	<b>137,119,914.68</b>	<b>10,405,206.90</b>