

BUDGET AMENDMENT RESOLUTION

SCHOOL BOARD OF ALACHUA COUNTY

RESOLUTION NUMBER

16

ESTIMATED REVENUE

FUND	
<input checked="" type="checkbox"/>	General Fund
<input type="checkbox"/>	Special Revenue
<input type="checkbox"/>	Debt Service
<input type="checkbox"/>	Capital Projects

	PRESENT BUDGET	INCREASE (DECREASE)	REVISED BUDGET
TOTAL REVENUE TRANSFERS & BALANCES	\$ 296,791,877.85	\$2,127.58	\$ 296,794,005.43
O	SEE SCHEDULE I ATTACHED FOR ACCOUNT DETAIL.		
B			
J			
E			
C			
T			
S			

APPROPRIATIONS


FUNCTION/ OBJECT	PRESENT BUDGET	INCREASE (DECREASE)	REVISED BUDGET
	SEE SCHEDULE II ATTACHED FOR FUNCTION/OBJECT DETAIL.		
TOTAL REVISIONS			


Adopted by the Board:

Date

Certified Correct:

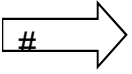
District Superintendent

 Reference # on Revenue
 Summary

REVENUE ACCT. #	DESCRIPTION	REVISED 2022-2023 BUDGET	INCREASE / (DECREASE)	REVISED 2022-2023 BUDGET
3191	ROTC	\$ 210,000.00	\$ -	\$ 210,000.00
3202	MEDICAID	1,200,000.00	-	1,200,000.00
3310	FEFP	107,951,183.00	-	107,951,183.00
3315	WORKFORCE DEVELOPMENT	548,646.00	-	548,646.00
3323	CO&DS WITHHELD	15,943.00	-	15,943.00
3343	STATE LICENSE TAX	100,000.00	-	100,000.00
3344	LOTTERY FUNDS		-	
3355	CLASS SIZE REDUCTION	28,168,163.00	-	28,168,163.00
3361	SCHOOL RECOGNITION PROGRAM	1,657,142.00	-	1,657,142.00
3371	VOLUNTARY PRE-K PROGRAM	600,000.00	-	600,000.00
3390	MISC. STATE	342,335.60	-	342,335.60
3397	CHARTER SCHOOL CAPITAL OUTLAY	1,100,000.00	-	1,100,000.00
3411	TAXES	108,749,644.00	-	108,749,644.00
3421	TAX REDEMPTION	225,000.00	-	225,000.00
3425	RENT	-	-	-
3430	INTEREST	200,000.00	-	200,000.00
3473	SCHOOL AGE CHILD CARE FEES	4,650,723.00	-	4,650,723.00
3479	OTHER COURSE FEES	-	-	-
3483	COLLECTION OF INTERNAL ACCOUNTS	26,807.30	-	26,807.30
3490	MISC LOCAL	1,100,713.01	 2,127.58	1,102,840.59
3491	BUS FEES	100,000.00	-	100,000.00
3492	TRANSPORTATION SCHOOL ACTIVITIES	150,000.00	-	150,000.00
3494	FEDERAL INDIRECT COSTS	2,400,000.00	-	2,400,000.00
3497	REFUND PRIOR YEAR EXPENDITURES	170,069.73	-	170,069.73
3499	FOOD SERVICE INDIRECT COSTS	540,000.00	-	540,000.00
3630	TRANSFERS FROM CAPITAL PROJECTS	6,340,538.00	-	6,340,538.00
3640	TRANSFERS FROM SPECIAL REVENUE	4,500,000.00	-	4,500,000.00
3741	INSURANCE LOSS RECOVERY	-	-	-
3742	OTHER LOSS RECOVERY	-	-	-
TOTAL EST. REVENUE		\$ 271,046,907.64	\$ 2,127.58	\$ 271,049,035.22
FUND BALANCE 07/01/2022		\$ 25,744,970.21	\$ -	\$ 25,744,970.21
TOTAL EST. REV. AND BEG BALANCE		\$ 296,791,877.85	\$ 2,127.58	\$ 296,794,005.43

2022 - 2023 BUDGET AMENDMENT # 16
GENERAL FUND
3/31/2023

This budget amendment represents an increase in the General Fund in the amount of: \$ 2,127.58



1	Civics Challenge	\$	1,500.00
	Donations for Homeless Students		627.58

Total \$ 2,127.58

APPROP. ACCOUNT FUNC/OBJ	OBJECT CODE DESCRIPTION	REVISED 2022-2023 BUDGET	INCREASE / (DECREASE)	REVISED 2022-2023 BUDGET
--------------------------------	----------------------------	--------------------------------	--------------------------	--------------------------------

Notes:

<u>Dir. Instr.</u>				
5000.10	Salaries	\$ 92,247,491.13	21,907.93	\$ 92,269,399.06
.20	Benefits	32,055,111.59	19,916.62	32,075,028.21
{1} .30	Purchase Service	19,852,754.55	406,338.73	20,259,093.28
.40	Energy Service	7,369.94	210.84	7,580.78
{2} .50	Supplies	10,749,774.58	63,700.94	10,813,475.52
.60	Capital Outlay	1,171,260.17	19,336.94	1,190,597.11
.70	Other Expense	391,933.73	24,322.71	416,256.44
		<hr/>		<hr/>
		\$ 156,475,695.69	\$ 555,734.71	\$ 157,031,430.40

<u>Pupil Pers.</u>				
6100.10	Salaries	\$ 10,558,140.82	\$ 4,415.75	\$ 10,562,556.57
.20	Benefits	4,031,232.32	277.23	4,031,509.55
.30	Purchase Service	1,225,164.67	5,185.75	1,230,350.42
.40	Energy Service	-	-	-
.50	Supplies	124,167.56	(1,991.20)	122,176.36
.60	Capital Outlay	8,596.78	108.93	8,705.71
.70	Other Expense	20,785.97	-	20,785.97
		<hr/>		<hr/>
		\$ 15,968,088.12	\$ 7,996.46	\$ 15,976,084.58

<u>Instr. Media</u>				
6200.10	Salaries	\$ 3,817,388.74	\$ -	\$ 3,817,388.74
.20	Benefits	1,508,620.16	-	1,508,620.16
.30	Purchase Service	75,181.87	31.16	75,213.03
.40	Energy Service	-	-	-
.50	Supplies	48,585.70	(868.13)	47,717.57
.60	Capital Outlay	206,339.46	1,184.99	207,524.45
.70	Other Expense	1,779.25	-	1,779.25
		<hr/>		<hr/>
		\$ 5,657,895.18	\$ 348.02	\$ 5,658,243.20

<u>Curr. Dev.</u>				
6300.10	Salaries	\$ 3,820,286.32	\$ 1,116.00	\$ 3,821,402.32
.20	Benefits	1,298,807.15	82.89	1,298,890.04
.30	Purchase Service	72,683.29	900.12	73,583.41
.40	Energy Service	50.74	44.50	95.24
.50	Supplies	74,178.23	225.00	74,403.23
.60	Capital Outlay	21,013.22	(2,897.84)	18,115.38
.70	Other Expense	10,482.00	-	10,482.00
		<hr/>		<hr/>
		\$ 5,297,500.95	\$ (529.33)	\$ 5,296,971.62

<u>Staff Dev.</u>				
6400.10	Salaries	\$ 1,128,187.74	\$ 4,600.00	\$ 1,132,787.74
.20	Benefits	359,986.49	-	359,986.49
{3} .30	Purchase Service	189,273.32	21,887.24	211,160.56
.40	Energy Service	-	-	-
.50	Supplies	54,266.89	(4,340.64)	49,926.25

APPROP. ACCOUNT FUNC/OBJ	OBJECT CODE DESCRIPTION	REVISED 2022-2023 BUDGET	INCREASE / (DECREASE)	REVISED 2022-2023 BUDGET
Notes:				
.60	Capital Outlay	64,221.21	(97.02)	64,124.19
.70	Other Expense	61,213.84	(17,668.66)	43,545.18
		<u>\$ 1,857,149.49</u>	<u>\$ 4,380.92</u>	<u>\$ 1,861,530.41</u>
<u>Instr. Tech.</u>				
6500.10	Salaries	\$ 2,456,622.40	\$ -	\$ 2,456,622.40
.20	Benefits	828,060.14	-	828,060.14
.30	Purchase Service	526,412.44	5,992.73	532,405.17
.40	Energy Service	4,500.00	-	4,500.00
.50	Supplies	11,129.37	(10,826.49)	302.88
.60	Capital Outlay	159,289.52	4,833.76	164,123.28
.70	Other Expense	7,100.00	-	7,100.00
		<u>\$ 3,993,113.87</u>	<u>\$ 0.00</u>	<u>\$ 3,993,113.87</u>
<u>Board of Ed.</u>				
7100.10	Salaries	\$ 204,312.78	\$ -	\$ 204,312.78
.20	Benefits	183,370.65	-	183,370.65
.30	Purchase Service	428,987.36	-	428,987.36
.40	Energy Service	-	-	-
.50	Supplies	1,284.59	-	1,284.59
.60	Capital Outlay	229.99	-	229.99
.70	Other Expense	320,000.00	-	320,000.00
		<u>\$ 1,138,185.37</u>	<u>\$ -</u>	<u>\$ 1,138,185.37</u>
<u>Gen. Admin.</u>				
7200.10	Salaries	\$ 1,025,924.61	\$ -	\$ 1,025,924.61
.20	Benefits	345,232.89	-	345,232.89
.30	Purchase Service	36,964.34	300.00	37,264.34
.40	Energy Service	250.00	-	250.00
.50	Supplies	6,649.59	500.00	7,149.59
.60	Capital Outlay	3,611.91	-	3,611.91
.70	Other Expense	27,965.00	-	27,965.00
		<u>\$ 1,446,598.34</u>	<u>\$ 800.00</u>	<u>\$ 1,447,398.34</u>
<u>Sch. Adm.</u>				
7300.10	Salaries	\$ 12,911,611.74	\$ -	\$ 12,911,611.74
.20	Benefits	4,713,247.91	-	4,713,247.91
.30	Purchase Service	272,390.94	1,266.04	273,656.98
.40	Energy Service	200.00	-	200.00
.50	Supplies	154,829.70	(1,700.52)	153,129.18
.60	Capital Outlay	106,047.00	1,387.59	107,434.59
.70	Other Expense	1,279.30	(106.05)	1,173.25
		<u>\$ 18,159,606.59</u>	<u>\$ 847.06</u>	<u>\$ 18,160,453.65</u>

APPROP. ACCOUNT FUNC/OBJ	OBJECT CODE DESCRIPTION	REVISED 2022-2023 BUDGET	INCREASE / (DECREASE)	REVISED 2022-2023 BUDGET
--------------------------------	----------------------------	--------------------------------	--------------------------	--------------------------------

Notes:

Facilities Acq.

7400.10	Salaries	\$ 258,868.06	\$ -	\$ 258,868.06
.20	Benefits	86,240.52	-	86,240.52
.30	Purchase Service	1,445,010.00	(238,530.94)	1,206,479.06
.40	Energy Service	-	-	-
.50	Supplies	2,490.56	-	2,490.56
.60	Capital Outlay	73,872.85	-	73,872.85
.70	Other Expense	1,100,000.00	-	1,100,000.00
		<u>\$ 2,966,481.99</u>	<u>\$ (238,530.94)</u>	<u>\$ 2,727,951.05</u>

Fiscal Services

7500.10	Salaries	\$ 1,471,391.96	\$ -	\$ 1,471,391.96
.20	Benefits	514,845.76	-	514,845.76
.30	Purchase Service	13,322.10	400.88	13,722.98
.40	Energy Service	350.00	-	350.00
.50	Supplies	21,780.85	(4,460.19)	17,320.66
.60	Capital Outlay	7,404.50	39.99	7,444.49
.70	Other Expense	4,018.32	3,869.32	7,887.64
		<u>\$ 2,033,113.49</u>	<u>\$ (150.00)</u>	<u>\$ 2,032,963.49</u>

Central Serv.

7700.10	Salaries	\$ 2,575,217.84	\$ -	\$ 2,575,217.84
.20	Benefits	872,652.17	-	872,652.17
.30	Purchase Service	507,293.39	4,690.72	511,984.11
.40	Energy Service	24,400.00	-	24,400.00
.50	Supplies	59,217.46	108.00	59,325.46
.60	Capital Outlay	15,976.36	40.00	16,016.36
.70	Other Expense	36,095.00	(2,850.00)	33,245.00
		<u>\$ 4,090,852.22</u>	<u>\$ 1,988.72</u>	<u>\$ 4,092,840.94</u>

Pupil Trans.

7800.10	Salaries	\$ 6,526,661.19	\$ -	\$ 6,526,661.19
.20	Benefits	2,891,146.45	-	2,891,146.45
.30	Purchase Service	556,529.39	22,100.75	578,630.14
.40	Energy Service	1,010,150.00	-	1,010,150.00
.50	Supplies	393,717.13	-	393,717.13
.60	Capital Outlay	88,855.00	-	88,855.00
.70	Other Expense	13,000.00	-	13,000.00
		<u>\$ 11,480,059.16</u>	<u>\$ 22,100.75</u>	<u>\$ 11,502,159.91</u>

Opr. of Plant

7900.10	Salaries	\$ 6,743,537.41	\$ -	\$ 6,743,537.41
.20	Benefits	2,966,175.43	-	2,966,175.43
.30	Purchase Service	12,892,177.18	932.50	12,893,109.68
.40	Energy Service	8,253,216.52	(109.08)	8,253,107.44

APPROP. ACCOUNT FUNC/OBJ	OBJECT CODE DESCRIPTION	REVISED 2022-2023 BUDGET	INCREASE / (DECREASE)	REVISED 2022-2023 BUDGET
Notes:				
.50	Supplies	590,631.55	19,377.07	610,008.62
.60	Capital Outlay	163,920.67	(8,117.65)	155,803.02
.70	Other Expense	20,150.00	-	20,150.00
		<u>\$ 31,629,808.76</u>	<u>\$ 12,082.84</u>	<u>\$ 31,641,891.60</u>
<u>Maint. of Plant</u>				
8100.10	Salaries	\$ 4,606,445.04	-	\$ 4,606,445.04
.20	Benefits	1,755,320.49	-	1,755,320.49
.30	Purchase Service	505,807.92	1,000.00	506,807.92
.40	Energy Service	151,200.00	-	151,200.00
.50	Supplies	372,438.12	(11,800.00)	360,638.12
.60	Capital Outlay	102,532.80	12,000.00	114,532.80
.70	Other Expense	12,000.00	-	12,000.00
		<u>\$ 7,505,744.37</u>	<u>\$ 1,200.00</u>	<u>\$ 7,506,944.37</u>
<u>Admin. Tech.</u>				
8200.10	Salaries	\$ 1,009,134.25	-	\$ 1,009,134.25
.20	Benefits	333,979.45	-	333,979.45
.30	Purchase Service	495,513.52	-	495,513.52
.40	Energy Service		-	
.50	Supplies	450.00	-	450.00
.60	Capital Outlay	12,800.00	-	12,800.00
.70	Other Expense		-	-
		<u>\$ 1,851,877.22</u>	<u>\$ -</u>	<u>\$ 1,851,877.22</u>
<u>Comm. Ed.</u>				
9100.10	Salaries	\$ 3,441,000.62	-	\$ 3,441,000.62
.20	Benefits	997,431.12	-	997,431.12
.30	Purchase Service	227,760.00	-	227,760.00
.40	Energy Service	1,000.00	-	1,000.00
.50	Supplies	233,230.00	-	233,230.00
.60	Capital Outlay	62,740.00	-	62,740.00
.70	Other Expense	2,430.00	-	2,430.00
		<u>\$ 4,965,591.74</u>	<u>\$ -</u>	<u>\$ 4,965,591.74</u>
<u>Debt Serv.</u>				
9200.70	Other Expense		\$ -	
<u>Transfers</u>				
9700.90	Transfers		\$ -	
<u>Contingency</u>				
{4} 2700		\$ 20,274,515.30	\$ (366,141.63)	\$ 19,908,373.67
TOTAL APPROP. AND ENDING BALANCE		<u>\$ 296,791,877.85</u>	<u>\$ 2,127.58</u>	<u>\$ 296,794,005.43</u>

Budget Amendment # 16 - General Fund Notes- Appropriation Changes on Schedule II
For the Period March 1, 2023 through March 31, 2023

{1} 5000.50 – Purchase Service – (\$406,38.73):

The following changes occurred in Purchase Service:

1 MILL	\$	391,132.22
ADVANCED PLACEMENT		5,400.00
NET MISC PROJECTS		5,044.50
NON PROJECT		4,762.01

{2} 5000.30 – Purchase Service – (\$63,700.94):

The following changes occurred in Purchase Service:

INDUSTRY CERTIFIED	\$	165,634.88
NET MISC PROJECTS		423.81
ENERGY SAVINGS AWARD		(2,618.50)
DISCIPLINE FUNDS		(3,557.47)
1 MILL		(5,538.29)
NON PROJECT		(10,492.52)
CAMBRIDGE		(27,110.29)
ADVANCED PLACEMENT		(53,040.68)

{3} 6400.30 – Purchase Service – (\$21,887.24):

The following changes occurred in Purchase Service:

TURNAROUND SUPPLEMENT	\$	24,007.31
NON PROJECT		294.84
1 MIL		(90.00)
TEACHER TRAINING		(2,324.91)

{4} 2700 –Contingency – (-\$366,141.63):

The following changes occurred in Contingency:

YOUTH MENTAL HEALTH BUDGET ROLL	\$	17,490.59
1 CHAR ROLL FORWARD		(383,632.22)

Contingency Fund Balances 03/31/2023

<u>Nonspendable</u>		
2711 - Reserved for Inventories	786,142.18	
		786,142.18
<u>Restricted</u>		
2723 - Workforce Development	1,374,000.47	
1 Mill Tax Reserve	1,672,462.15	
Voluntary Pre-K	481,498.78	
		3,527,961.40
<u>Assigned</u>		
2749 - Solar Panel Reserve	435,228.02	
School Misc.	111,945.00	
E-RATE	76,844.14	
Terminal Pay	500,000.00	
Board Reserve	233,500.00	
State & Local Grants	797,103.54	
EDEP Reserve	1,671,886.50	
		3,826,507.20
<u>Unassigned</u>		
2750 - Unassigned Fund Balance		11,767,762.89
Total Contingency 2700		19,908,373.67

Florida Statue Requirements for General Funds

Minimum Fund Balance Required		
3% of General Fund Revenues	8,131,471.06	3.00%
Current Fund Balance		
Assigned and Unassigned Balance	15,594,270.09	5.75%