



## BUDGET AMENDMENT RESOLUTION

SCHOOL BOARD OF ALACHUA COUNTY

RESOLUTION NUMBER

17

ESTIMATED REVENUE

FUND	
<input type="checkbox"/>	General Fund
<input checked="" type="checkbox"/>	Special Revenue
<input type="checkbox"/>	Debt Service
<input type="checkbox"/>	Capital Projects

TOTAL REVENUE Budget Amendment #3

	PRESENT BUDGET	INCREASE (DECREASE)	REVISED BUDGET
TRANSFERS &			
TOTAL REVENUE			
B TRANSFERS & BALANCES	\$ 47,285,978.96	\$11,148.75	\$ 47,297,127.71
O B J E C T S	SEE SCHEDULE I ATTACHED FOR ACCOUNT DETAIL.		

### APPROPRIATIONS

FUNCTION/ OBJECT	PRESENT BUDGET	INCREASE (DECREASE)	REVISED BUDGET
SEE SCHEDULE II ATTACHED FOR FUNCTION/OBJECT DETAIL.			
TOTAL REVISIONS			

Adopted by the Board:


\_\_\_\_\_




Date

Certified Correct:

\_\_\_\_\_

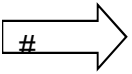
District Superintendent

 Reference # on Revenue Summary

REVENUE ACCT. #	DESCRIPTION	APPROVED 2017-2018 BUDGET	INCREASE/ (DECREASE)	REVISED 2017-2018 BUDGET
3190	OTHER FEDERAL DIRECT	\$ 5,386,824.52	  198.75	\$ 5,387,023.27
3201	VOC EDUCATION	\$ 297,481.73	 10,950.00	\$ 308,431.73
3210	STATE FISCAL STABIL K-12	\$ -	-	\$ -
3214	RACE TO THE TOP	\$ -	-	\$ -
3225	TITLE II	\$ 1,727,812.42	-	\$ 1,727,812.42
3226	EISENHOWER MATH AND SCIENCE	\$ -	-	\$ -
3227	DRUG FREE SCHOOLS	\$ -	-	\$ -
3230	ED HANDICAPPED	\$ 8,543,192.45	-	\$ 8,543,192.45
3240	TITLE I	\$ 9,591,562.10	-	\$ 9,591,562.10
3251	ADULT EDUCATION	\$ -	-	\$ -
3260	NATIONAL SCHOOL LUNCH ACT	\$ 1,100,000.00	-	\$ 1,100,000.00
3261	LUNCH REIMBURSEMENT	\$ 7,800,000.00	-	\$ 7,800,000.00
3262	BREAKFAST REIMBURSEMENT	\$ 2,800,000.00	-	\$ 2,800,000.00
3263	AFTER SCHOOL SNACK REIMB	\$ 560,000.00	-	\$ 560,000.00
3264	CHILD CARE PROGRAM	\$ 1,000,000.00	-	\$ 1,000,000.00
3265	USDA COMMODITIES	\$ 900,000.00	-	\$ 900,000.00
3266	IN LIEU OF COMM.	\$ 80,000.00	-	\$ 80,000.00
3267	SUMMER FEEDING	\$ 315,000.00	-	\$ 315,000.00
3268	NUTRITIOIN ED & TRAINING	\$ 170,000.00	-	\$ 170,000.00
3269	OTHER FOOD SERVICES	\$ 100,250.00	-	\$ 100,250.00
3270	ESEA TITLE VI	\$ -	-	\$ -
3280	MISC. FEDERAL THRU LOCAL	\$ 80,075.36	-	\$ 80,075.36
3290	MISC. FEDERAL THRU STATE	\$ 991,743.65	-	\$ 991,743.65
3293	EMERGENCY IMMIGRANT EDUC.	\$ -	-	\$ -
3337	BREAKFAST SUPPLEMENT	\$ 82,000.00	-	\$ 82,000.00
3338	LUNCH SUPPLEMENT	\$ 95,000.00	-	\$ 95,000.00
3390	MISC. STATE	\$ -	-	\$ -
3431	INTEREST	\$ 9,500.00	-	\$ 9,500.00
3450	PAID PUPIL LUNCH	\$ 650,000.00	-	\$ 650,000.00
3451	STUDENT LUNCHES	\$ 20,500.00	-	\$ 20,500.00
3452	STUDENT BREAKFASTS	\$ 40,000.00	-	\$ 40,000.00
3453	ADULT MEALS	\$ 90,000.00	-	\$ 90,000.00
3454	A LA CARTE	\$ 975,000.00	-	\$ 975,000.00
3455	AFTER SCHOOL SNACKS	\$ 65,000.00	-	\$ 65,000.00
3456	OTHER FOOD SALES	\$ 305,000.00	-	\$ 305,000.00
3457	OTHER FOOD SERVICES	\$ 1,000.00	-	\$ 1,000.00
3458	OVER/SHORT FOOD SERVICE	\$ 1,000.00	-	\$ 1,000.00
3459	REDUCED PUPIL BREAKFAST	\$ 4,000.00	-	\$ 4,000.00
3490	MISC. LOCAL	\$ 28,000.00	-	\$ 28,000.00
<b>TOTAL EST. REVENUE</b>		\$ 43,809,942.23	\$ 11,148.75	\$ 43,821,090.98
<b>FUND BALANCE 07/01/2017</b>		\$ 3,476,036.73	\$ -	\$ 3,476,036.73
<b>TOTAL EST. REV. AND BEG BALANCE</b>		\$ 47,285,978.96	\$ 11,148.75	\$ 47,297,127.71

2017 - 2018 BUDGET AMENDMENT #17  
SPECIAL REVENUES  
4/30/2018

This budget amendment represents an increase in the Special Revenues Fund in the amount of: \$ 11,148.75



- |   |                                   |    |           |
|---|-----------------------------------|----|-----------|
| 1 | NJROTC                            | \$ | 198.75    |
| 2 | Perkins adjustment to final award | \$ | 10,950.00 |

Total \$ 11,148.75

APPROPRIATION ACCOUNT FUNC/OBJ	OBJECT CODE DESCRIPTION	APPROVED 2017-2018 BUDGET	INCREASE/ (DECREASE)	REVISED 2017-2018 BUDGET
--------------------------------------	----------------------------	---------------------------------	-------------------------	--------------------------------

**Notes:**

Dir. Instr.

5000.10	Salaries	\$ 9,079,896.37	\$ -	\$ 9,079,896.37
.20	Benefits	3,433,774.41	-	3,433,774.41
.30	Purchase Service	688,463.40	(1,100.00)	687,363.40
.40	Energy Service	-	-	-
.50	Supplies	688,055.37	2,423.75	690,479.12
.60	Capital Outlay	560,648.53	4,119.00	564,767.53
{1} .70	Other Expense	416,685.22	-	416,685.22
		<hr/>		
		\$ 14,867,523.30	\$ 5,442.75	\$ 14,872,966.05

Pupil Pers.

6100.10	Salaries	\$ 1,863,108.13	\$ -	\$ 1,863,108.13
.20	Benefits	760,305.82	-	760,305.82
.30	Purchase Service	203,344.36	-	203,344.36
.40	Energy Service	25,414.00	-	25,414.00
.50	Supplies	100,939.42	-	100,939.42
.60	Capital Outlay	162,939.06	-	162,939.06
.70	Other Expense	51,298.96	-	51,298.96
		<hr/>		
		\$ 3,167,349.75	\$ -	\$ 3,167,349.75

Instr. Media

6200.10	Salaries	\$ -	\$ -	\$ -
.20	Benefits	-	-	-
.30	Purchase Service	-	-	-
.40	Energy Service	-	-	-
.50	Supplies	-	-	-
.60	Capital Outlay	-	-	-
.70	Other Expense	-	-	-
		<hr/>		
		\$ -	\$ -	\$ -

Curr. Dev.

{2} 6300.10	Salaries	\$ 2,938,855.51	\$ 4,334.00	\$ 2,943,189.51
.20	Benefits	870,959.97	697.00	871,656.97
.30	Purchase Service	170,886.78	-	170,886.78
.40	Energy Service	-	-	-
.50	Supplies	102,438.06	-	102,438.06
.60	Capital Outlay	82,949.58	-	82,949.58
.70	Other Expense	46,997.55	-	46,997.55
		<hr/>		
		\$ 4,213,087.45	\$ 5,031.00	\$ 4,218,118.45

APPROPRIATION ACCOUNT FUNC/OBJ	OBJECT CODE DESCRIPTION	APPROVED 2017-2018 BUDGET	INCREASE/ (DECREASE)	REVISED 2017-2018 BUDGET
--------------------------------------	----------------------------	---------------------------------	-------------------------	--------------------------------

**Notes:**

Staff Dev.

6400.10	Salaries	\$ 1,085,675.08	\$ -	\$ 1,085,675.08
.20	Benefits	236,840.49	-	236,840.49
.30	Purchase Service	365,903.99	-	365,903.99
.40	Energy Service	-	-	-
.50	Supplies	257,627.20	-	257,627.20
.60	Capital Outlay	19,042.18	-	19,042.18
.70	Other Expense	249,163.09	-	249,163.09
		<hr/>		
		\$ 2,214,252.03	\$ -	\$ 2,214,252.03

Instr. Tech.

6500.10	Salaries	\$ 29,204.67	\$ -	\$ 29,204.67
.20	Benefits	8,577.37	-	8,577.37
.30	Purchase Service	9,671.00	-	9,671.00
.40	Energy Service	-	-	-
.50	Supplies	-	-	-
.60	Capital Outlay	1,000.00	-	1,000.00
.70	Other Expense	1,913.09	-	1,913.09
		<hr/>		
		\$ 50,366.13	\$ -	\$ 50,366.13

Board

7100.10	Salaries	\$ -	\$ -	\$ -
.20	Benefits	-	-	-
.30	Purchase Service	-	-	-
.40	Energy Service	-	-	-
.50	Supplies	-	-	-
.60	Capital Outlay	-	-	-
.70	Other Expense	-	-	-
		<hr/>		
		\$ -	\$ -	\$ -

Gen. Admin.

7200.10	Salaries	\$ -	\$ -	\$ -
.20	Benefits	-	-	-
.30	Purchase Service	-	-	-
.40	Energy Service	-	-	-
.50	Supplies	-	-	-
.60	Capital Outlay	-	-	-
.70	Other Expense	1,140,256.83	(525.00)	1,139,731.83
		<hr/>		
		\$ 1,140,256.83	\$ (525.00)	\$ 1,139,731.83

APPROPRIATION ACCOUNT FUNC/OBJ	OBJECT CODE DESCRIPTION	APPROVED 2017-2018 BUDGET	INCREASE/ (DECREASE)	REVISED 2017-2018 BUDGET
--------------------------------------	----------------------------	---------------------------------	-------------------------	--------------------------------

**Notes:**

School Admin.

7300.10	Salaries	\$ 2,763.64	\$ -	\$ 2,763.64
.20	Benefits	1,130.90	-	1,130.90
.30	Purchase Service	3,742.52	-	3,742.52
.40	Energy Service	-	-	-
.50	Supplies	44.23	-	44.23
.60	Capital Outlay	673.35	-	673.35
.70	Other Expense	301.00	-	301.00
		<hr/>		
		\$ 8,655.64	\$ -	\$ 8,655.64

Facilities Acq.

7400.10	Salaries	\$ -	\$ -	\$ -
.20	Benefits	-	-	-
.30	Purchase Service	12,000.00	-	12,000.00
.40	Energy Service	-	-	-
.50	Supplies	-	-	-
.60	Capital Outlay	227,623.63	-	227,623.63
.70	Other Expense	-	-	-
		<hr/>		
		\$ 239,623.63	\$ -	\$ 239,623.63

Fiscal Services

7500.10	Salaries	\$ -	\$ -	\$ -
.20	Benefits	-	-	-
.30	Purchase Service	529.22	-	529.22
.40	Energy Service	-	-	-
.50	Supplies	-	-	-
.60	Capital Outlay	-	-	-
.70	Other Expense	-	-	-
		<hr/>		
		\$ 529.22	\$ -	\$ 529.22

Food Serv.

7600.10	Salaries	\$ 5,100,000.00	\$ -	\$ 5,100,000.00
.20	Benefits	2,434,000.00	-	2,434,000.00
.30	Purchase Service	632,200.00	-	632,200.00
.40	Energy Service	385,000.00	-	385,000.00
.50	Supplies	7,574,100.00	-	7,574,100.00
.60	Capital Outlay	132,500.00	-	132,500.00
.70	Other Expense	432,000.00	-	432,000.00
		<hr/>		
		\$ 16,689,800.00	\$ -	\$ 16,689,800.00

{3}

APPROPRIATION ACCOUNT FUNC/OBJ	OBJECT CODE DESCRIPTION	APPROVED 2017-2018 BUDGET	INCREASE/ (DECREASE)	REVISED 2017-2018 BUDGET
--------------------------------------	----------------------------	---------------------------------	-------------------------	--------------------------------

**Notes:**

Central Serv.

7700.10	Salaries	\$ 2,495.00	\$ -	\$ 2,495.00
.20	Benefits	350.46	-	350.46
.30	Purchase Service	121,390.97	-	121,390.97
.40	Energy Service	-	-	-
.50	Supplies	5,000.00	-	5,000.00
.60	Capital Outlay	50,150.00	-	50,150.00
.70	Other Expense	42,445.00	-	42,445.00
		<hr/>		
		\$ 221,831.43	\$ -	\$ 221,831.43

Pupil Trans.

7800.10	Salaries	\$ 1,400.00	\$ -	\$ 1,400.00
.20	Benefits	286.00	-	286.00
.30	Purchase Service	123,026.61	1,200.00	124,226.61
.40	Energy Service	3,048.61	-	3,048.61
.50	Supplies	3,700.00	-	3,700.00
.60	Capital Outlay	-	-	-
.70	Other Expense	-	-	-
		<hr/>		
		\$ 131,461.22	\$ 1,200.00	\$ 132,661.22

Opr. of Plant

7900.10	Salaries	\$ 104,607.33	\$ -	\$ 104,607.33
.20	Benefits	49,715.60	-	49,715.60
.30	Purchase Service	90,560.68	-	90,560.68
.40	Energy Service	82,269.24	-	82,269.24
.50	Supplies	23,567.24	-	23,567.24
.60	Capital Outlay	5,951.51	-	5,951.51
.70	Other Expense	4,584.00	-	4,584.00
		<hr/>		
		\$ 361,255.60	\$ -	\$ 361,255.60

Maintenance

8100.10	Salaries	\$ -	\$ -	\$ -
.20	Benefits	-	-	-
.30	Purchase Service	-	-	-
.40	Energy Service	-	-	-
.50	Supplies	-	-	-
.60	Capital Outlay	-	-	-
.70	Other Expense	-	-	-
		<hr/>		
		\$ -	\$ -	\$ -



APPROPRIATION ACCOUNT FUNC/OBJ	OBJECT CODE DESCRIPTION	APPROVED 2017-2018 BUDGET	INCREASE/ (DECREASE)	REVISED 2017-2018 BUDGET
<u>Comm. Ed.</u>				
9100.10	Salaries	\$ 1,500.00	\$ -	\$ 1,500.00
.20	Benefits	-	-	-
.30	Purchase Service	1,000.00	-	1,000.00
.40	Energy Service	-	-	-
.50	Supplies	-	-	-
.60	Capital Outlay	-	-	-
.70	Other Expense	-	-	-
		<u>\$ 2,500.00</u>	<u>\$ -</u>	<u>\$ 2,500.00</u>
<u>Debt Serv.</u>				
9200.70	Other Expense	\$ -	\$ -	\$ -
<u>Transfers</u>				
9700.90	Transfers	\$ 501,450.00	\$ -	\$ 501,450.00
<u>Contingency</u>				
2700		\$ 3,476,036.73	\$ -	\$ 3,476,036.73
TOTAL		<u>\$ 47,285,978.96</u>	<u>\$ 11,148.75</u>	<u>\$ 47,297,127.71</u>

Notes: