

DISTRICT SCHOOL BOARD OF ALACHUA COUNTY
SCHEDULE OF REVENUES, EXPENDITURES AND CHANGES IN FUND BALANCES - BUDGET AND ACTUAL
GENERAL FUND
For the Month Ending May 31, 2024

	Account	Budgeted Amounts (2022-23)		2022-23 Actual	Budgeted Amounts (2023-24)		2023-24 Actual	2023-24 Variance with Current Budget -
	Number	Original 2022-23 Budget	Current Budget as of May 31, 2023	Revenues through May 31, 2023	Original 2023-24 Budget	Current Budget as of May 31, 2024	Revenues through May 31, 2024	Positive (Negative)
REVENUES								
Federal Direct	3100	210,000.00	210,000.00	177,065.29	210,000.00	210,000.00	143,915.34	(66,084.66)
Federal Through State	3200	1,200,000.00	1,200,000.00	319,269.25	1,200,000.00	1,200,000.00	1,092,082.49	(107,917.51)
State Sources	3300	139,526,172.00	140,773,391.20	129,104,662.03	146,401,625.00	149,943,528.00	138,966,780.11	(10,976,747.89)
Local Sources	3400	117,535,367.00	118,914,133.84	112,410,235.30	127,951,182.00	131,305,810.19	123,913,370.01	(7,392,440.18)
Transfers In:								
Capital Projects	3630	6,340,538.00	6,340,538.00	5,283,570.32	8,253,665.00	9,074,968.51	5,529,955.55	(3,545,012.96)
Special Revenue	3640		4,500,000.00	4,500,000.00				
Other Financing Sources								
	3740			23,454.39		36,841.82	64,250.66	27,408.84
Beginning Fund Balance		25,744,970.21	25,744,970.21	25,744,970.21	35,042,450.19	35,042,450.19	35,042,450.19	0.00
Total Revenues and Fund Balances		290,557,047.21	297,683,033.25	277,563,226.79	319,058,922.19	326,813,598.71	304,752,804.35	(22,060,794.36)
EXPENDITURES								
				Expenditures through May 31, 2023			Expenditures through May 31, 2024	Percentage of Budget Expended
Instruction	5000	147,704,827.81	157,127,072.04	124,261,431.90	166,568,666.87	168,898,439.75	134,281,501.39	34,616,938.36 79.50%
Pupil Personnel Services	6100	14,892,036.76	15,776,665.64	12,717,725.93	16,407,866.52	18,707,867.82	14,344,270.75	4,363,597.07 76.68%
Instructional Media Services	6200	5,236,713.81	5,618,270.61	4,640,490.57	5,327,591.54	6,070,800.75	4,630,453.28	1,440,347.47 76.27%
Instruction and Curr. Development Services	6300	5,092,320.59	5,297,278.45	4,361,265.15	5,215,858.68	5,577,222.68	4,673,485.07	903,737.61 83.80%
Instructional Staff Training Services	6400	1,643,741.71	1,887,459.24	1,212,691.57	1,906,911.86	2,356,534.42	1,164,061.13	1,192,473.29 49.40%
Instruction Related Technology	6500	3,707,815.38	3,992,438.16	3,476,917.41	4,040,936.33	4,673,851.21	4,028,231.93	645,619.28 86.19%
Board	7100	1,161,356.20	1,273,185.37	1,164,145.49	1,306,928.88	1,420,714.29	1,419,989.19	725.10 99.95%
General Administration	7200	1,435,503.69	1,447,398.34	1,243,247.75	1,573,465.42	1,659,790.47	1,502,319.16	157,471.31 90.51%
School Administration	7300	17,668,708.47	18,108,408.26	17,091,879.58	18,627,038.66	19,458,560.14	17,636,912.98	1,821,647.16 90.64%
Facilities Acquisition and Construction	7400	2,665,672.89	2,749,993.34	2,040,471.79	1,693,109.27	1,970,813.66	1,869,188.62	101,625.04 94.84%
Fiscal Services	7500	2,157,715.31	2,032,963.49	1,880,703.94	2,297,120.82	2,447,506.27	2,224,849.60	222,656.67 90.90%
Food Services	7600					56,064.96	399.95	55,665.01 0.71%
Central Services	7700	3,966,092.65	4,095,482.08	3,627,338.51	4,061,052.42	4,561,580.96	3,784,980.25	776,600.71 82.98%
Pupil Transportation Services	7800	11,782,552.87	11,686,413.50	11,017,438.13	12,510,974.02	13,558,398.96	11,349,678.77	2,208,720.19 83.71%
Operation of Plant	7900	30,052,916.15	31,735,123.51	29,007,219.62	36,820,794.72	38,896,676.60	32,599,041.89	6,297,634.71 83.81%
Maintenance of Plant	8100	8,119,139.92	7,485,944.37	6,299,114.51	7,719,794.07	7,733,433.44	6,328,601.26	1,404,832.18 81.83%
Administrative Technology Services	8200	1,582,119.43	2,171,877.22	1,599,638.08	1,121,788.01	1,851,127.91	1,146,028.75	705,099.16 61.91%
Community Services	9100	4,781,539.74	4,965,591.74	3,909,708.86	5,415,909.53	5,492,069.64	4,318,116.45	1,173,953.19 78.62%
Total Appropriations		263,650,773.38	277,451,565.36	229,551,428.79	292,615,807.62	305,391,453.93	247,302,110.42	58,089,343.51 80.98%
Transfers Out	9700							
Fund Balance (Beg. Fund Bal. + Rev. - Exp.)		26,906,273.83	20,231,467.89	48,011,798.00	26,443,114.57	21,422,144.78	57,450,693.93	(36,028,549.15)
Total Appropriations and Fund Balances		290,557,047.21	297,683,033.25	277,563,226.79	319,058,922.19	326,813,598.71	304,752,804.35	22,060,794.36

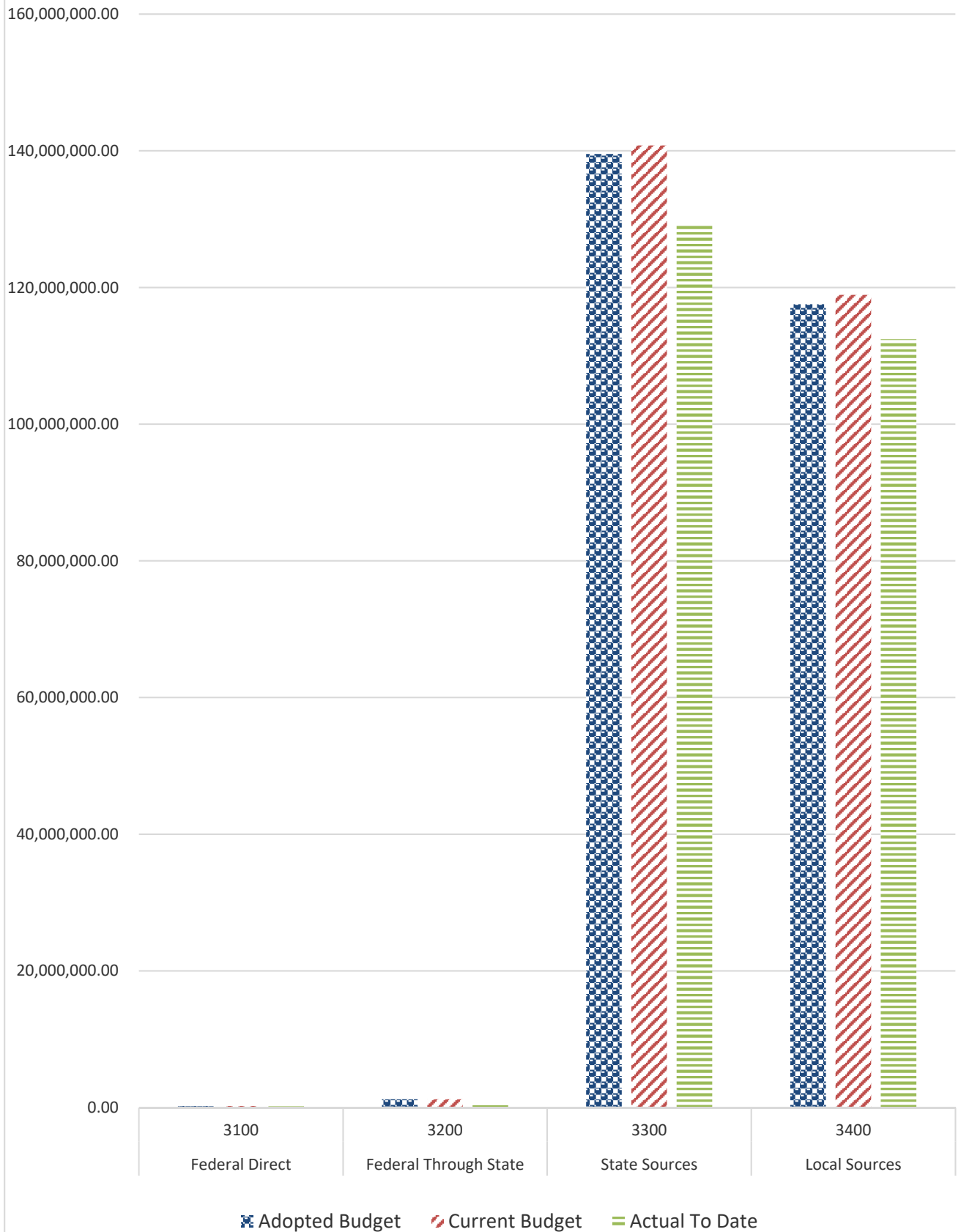
DISTRICT SCHOOL BOARD OF ALACHUA COUNTY
SCHEDULE OF REVENUES AND EXPENDITURES BY OBJECT - BUDGET AND ACTUAL
GENERAL FUND
For the Month Ending May 31, 2024

OBJECTS		Original 2022-23 Budget	Current Budget As Of May 31, 2023	Expenditures through May 31, 2023	Percentage of Budget Expended	Original 2023-24 Budget	Current Budget As Of May 31, 2024	Expenditures through May 31, 2024	Percentage of Budget Expended
Salaries	100	151,465,588.19	154,871,056.76	131,205,211.72	84.72%	156,854,565.62	160,156,554.84	133,578,432.81	83.40%
Benefits	200	55,875,820.10	55,679,103.13	48,657,866.58	87.39%	61,010,246.09	61,585,694.05	53,145,016.05	86.29%
Purchased Services	300	34,751,023.52	40,111,524.96	32,019,477.44	79.83%	42,104,443.84	49,712,035.81	41,637,026.28	83.76%
Utilities	400	9,442,087.52	9,452,381.06	9,869,854.50	104.42%	12,154,958.15	12,200,070.79	8,498,596.15	69.66%
Materials and Supplies	500	8,908,842.05	12,691,971.81	4,555,025.58	35.89%	17,553,547.09	18,066,948.88	7,253,477.38	40.15%
Capital Outlay	600	1,344,399.00	2,388,085.14	1,329,956.45	55.69%	1,961,127.83	2,519,442.93	1,183,771.84	46.99%
Other Expenses	700	1,863,013.00	2,257,442.50	1,914,036.52	84.79%	976,919.00	1,150,706.63	2,005,789.91	174.31%
Total Appropriations		263,650,773.38	277,451,565.36	229,551,428.79	82.74%	292,615,807.62	305,391,453.93	247,302,110.42	80.98%

GENERAL FUND COMPARISON

Revenue

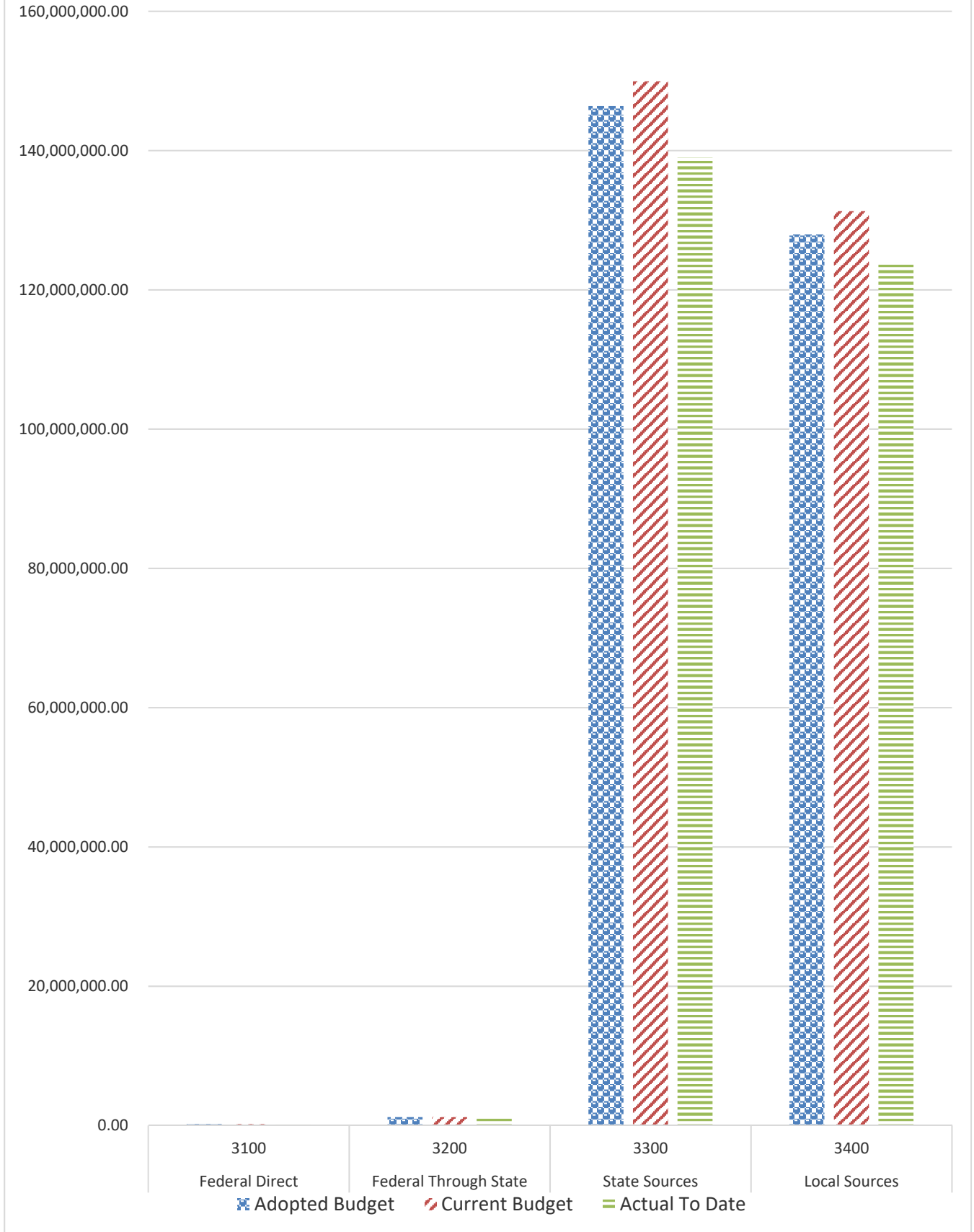
Month Ending May 31, 2023



GENERAL FUND COMPARISON

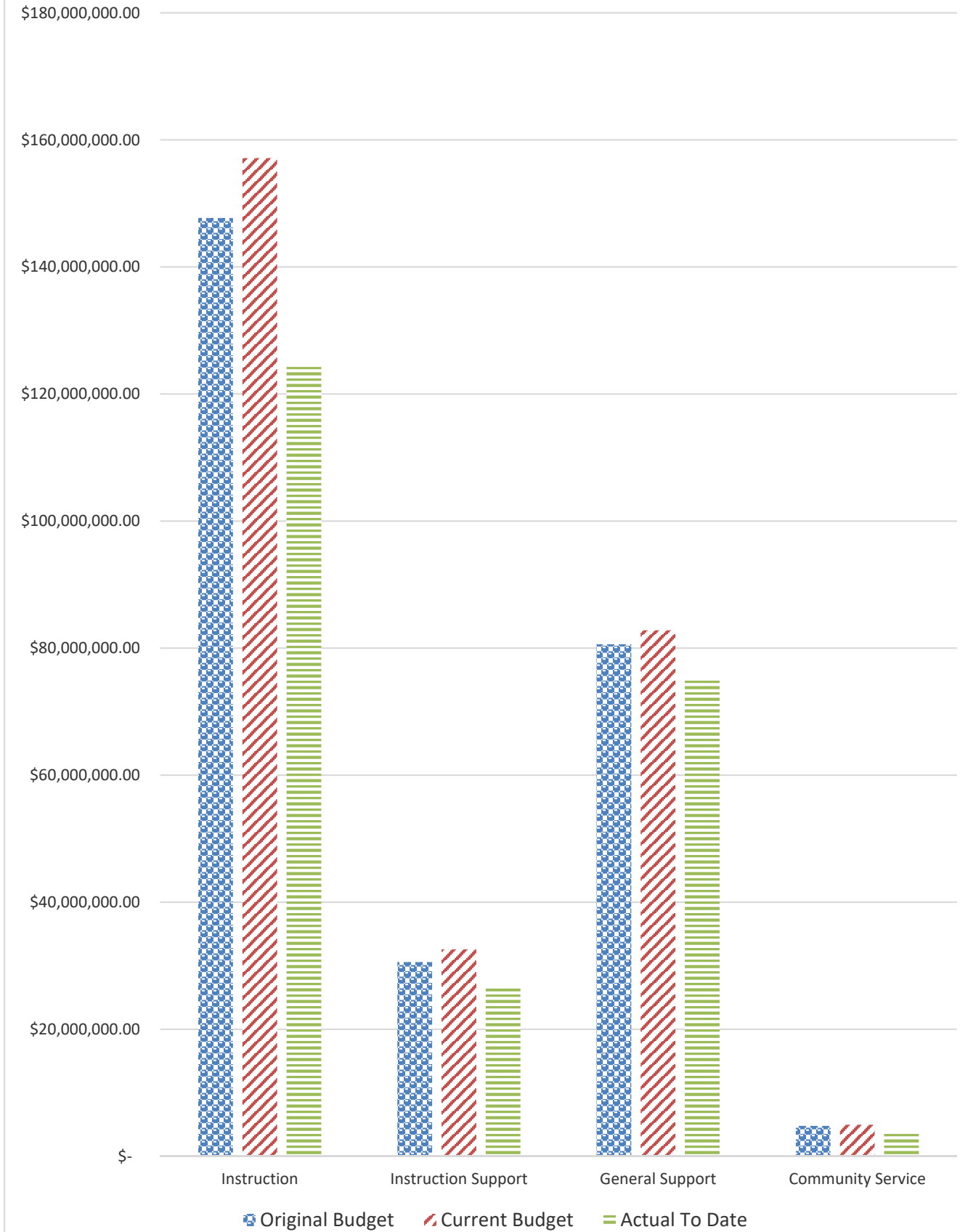
Revenue

Month Ending May 31, 2024



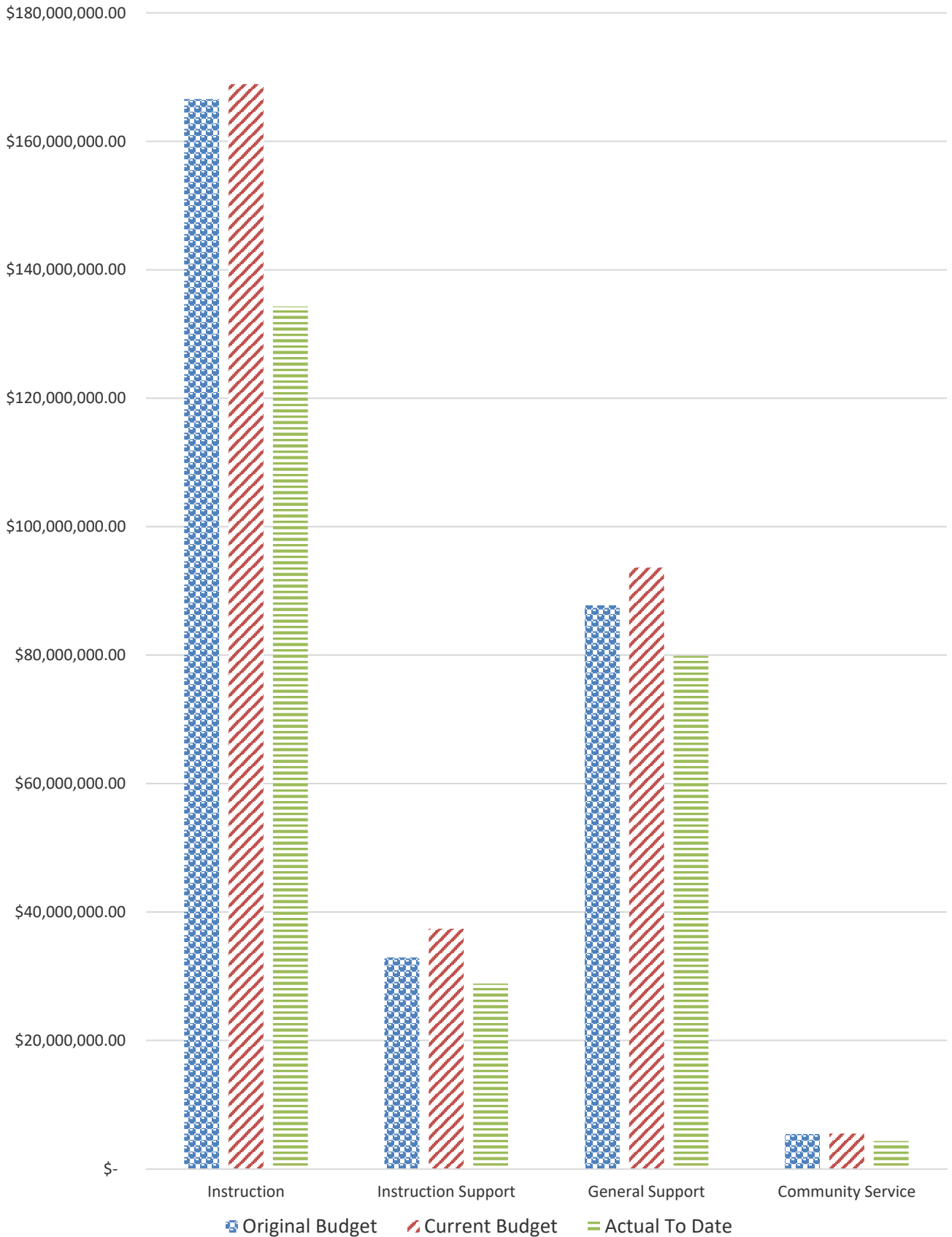
GENERAL FUND COMPARISON Expenses

Month Ending May 31, 2023



GENERAL FUND COMPARISON Expenses

Month Ending May 31, 2024



DISTRICT SCHOOL BOARD OF ALACHUA COUNTY
SCHEDULE OF REVENUES, EXPENDITURES AND CHANGES IN FUND BALANCES - BUDGET AND ACTUAL
FOOD SERVICE
For the Month Ending May 31, 2024

	Account Number	Budgeted Amounts (2022-23)		2022-23 Actual	Budgeted Amounts (2023-24)		2023-24 Actual	2023-24 Variance with current budget Positive (Negative)
		Original 2022-23 Budget	Current Budget as of May 31, 2023	Revenues through May 31, 2023	Original 2023-24 Budget	Current Budget as of May 31, 2024	Revenues through May 31, 2024	
REVENUES								
Federal Direct	3100							0.00
Federal Through State	3200	18,265,000.00	18,265,000.00	16,173,984.64	17,961,976.71	17,961,976.71	15,985,801.56	(1,976,175.15)
State Sources	3300	260,000.00	260,000.00	236,741.00	259,500.00	259,500.00	210,169.00	(49,331.00)
Local Sources	3400	2,532,000.00	2,532,000.00	1,446,969.54	1,884,850.00	1,884,850.00	2,036,599.44	151,749.44
Proceeds from the Sale of Capital Assets	3730							
Loss Recoveries	3740							0.00
Transfers In	3600							0.00
Beginning Fund Balance		8,779,144.26	8,779,144.26	8,779,144.26	8,101,402.27	8,101,402.27	8,101,402.27	
Total Revenues and Fund Balances		29,836,144.26	29,836,144.26	26,636,839.44	28,207,728.98	28,207,728.98	26,333,972.27	(1,873,756.71)
EXPENDITURES								
Food Services: (Function 7600)				Expenditures through May 31, 2023			Expenditures through May 31, 2024	
Salaries	100	7,006,000.00	7,006,000.00	6,205,396.67	6,878,753.77	6,836,889.02	6,164,277.22	672,611.80
Employee Benefits	200	3,494,000.00	3,494,000.00	3,223,385.90	3,735,856.67	3,864,372.71	3,325,202.74	539,169.97
Purchased Services	300	1,121,800.00	1,121,800.00	982,269.38	1,321,800.00	1,341,495.32	1,022,210.24	319,285.08
Energy Services	400	391,000.00	391,000.00	319,679.28	422,800.00	377,916.45	259,222.30	118,694.15
Materials and Supplies	500	8,311,600.00	8,311,600.00	7,975,159.11	8,437,300.00	9,460,260.64	9,582,560.66	(122,300.02)
Capital Outlay	600	125,500.00	125,500.00	104,068.68	94,000.00	200,571.82	40,207.48	160,364.34
Other Expenses	700	591,000.00	591,000.00	457,711.63	341,000.00	410,851.86	406,185.93	4,665.93
Total Expenditures		21,040,900.00	21,040,900.00	19,267,670.65	21,231,510.44	22,492,357.82	20,799,866.57	1,692,491.25
Transfers Out	9700	350,000.00	620,000.00	620,000.00	650,000.00	1,000,000.00	1,000,000.00	0.00
Fund Balance (Beg. Fund Bal. + Rev. - Exp.)		8,445,244.26	8,175,244.26	6,749,168.79	6,326,218.54	4,715,371.16	4,534,105.70	181,265.46
Total Appropriations and Fund Balances		29,836,144.26	29,836,144.26	26,636,839.44	28,207,728.98	28,207,728.98	26,333,972.27	1,873,756.71

DISTRICT SCHOOL BOARD OF ALACHUA COUNTY
SCHEDULE OF REVENUES, EXPENDITURES AND CHANGES IN FUND BALANCES - BUDGET AND ACTUAL
OTHER FEDERAL PROGRAMS
For the Month Ending May 31, 2024

	Account Number	Budgeted Amounts (2022-23)		2022-23 Actual	Budgeted Amounts (2023-24)		2023-24 Actual	2023-24 Variance with Current Budget Positive (Negative)
		Original 2022-23 Budget	Current Budget as of May 31, 2023	Revenues through May 31, 2023	Original 2023-24 Budget	Current Budget as of May 31, 2024	Revenues through May 31, 2024	
REVENUES								
Federal Direct	3100		84,118.01	82,467.96	53,501.80	87,138.13	87,138.13	0.00
Federal Through State	3200	21,010,253.07	27,381,509.22	17,327,627.91	24,820,050.71	30,176,295.24	20,738,948.12	(9,437,347.12)
State Sources	3300							0.00
Local Sources	3400							0.00
Proceeds from the Sale of Capital Assets	3730							0.00
Loss Recoveries	3740							0.00
Transfers In	3600							0.00
Total Revenues and Fund Balances		21,010,253.07	27,465,627.23	17,410,095.87	24,873,552.51	30,263,433.37	20,826,086.25	(9,437,347.12)
EXPENDITURES								
Instruction	5000	12,612,592.23	16,392,276.08	11,202,967.97	13,874,833.51	17,149,507.11	12,097,331.24	5,052,175.87
Pupil Personnel Services	6100	2,004,881.51	2,768,776.85	1,729,616.11	2,312,236.29	2,831,968.70	2,176,217.34	655,751.36
Instructional Media Services	6200		38,966.68			3,676.09	3,676.09	0.00
Instruction and Curr. Development Services	6300	3,305,149.49	3,717,666.43	2,413,586.33	3,259,050.01	3,664,768.58	2,775,639.45	889,129.13
Instructional Staff Training Services	6400	1,408,314.99	2,428,766.17	967,326.88	3,482,701.17	4,196,217.36	2,415,428.78	1,780,788.58
Instruction Related Technology	6500							0.00
Board	7100							0.00
General Administration	7200	1,015,793.93	1,113,800.79	569,429.61	1,079,945.11	1,208,039.67	548,267.20	659,772.47
School Administration	7300	197,445.53	216,543.63	245,551.17	488,985.46	511,729.58	456,462.62	55,266.96
Facilities Acquisition and Construction	7400							0.00
Fiscal Services	7500							0.00
Food Services	7600							
Central Services	7700	164,036.93	255,951.20	36,164.84	66,760.96	215,357.85	17,052.95	198,304.90
Pupil Transportation Services	7800	298,938.46	337,603.40	243,227.67	303,295.14	398,128.46	261,359.40	136,769.06
Operation of Plant	7900	3,100.00	195,276.00	2,225.29	5,744.86	84,039.97	74,651.18	9,388.79
Maintenance of Plant	8100							0.00
Administrative Technology Services	8200							0.00
Community Services	9100							0.00
Total Appropriations		21,010,253.07	27,465,627.23	17,410,095.87	24,873,552.51	30,263,433.37	20,826,086.25	9,437,347.12
Capital Outlay	9300							
Transfers Out	9700							
Fund Balance (Beg. Fund Bal. + Rev. - Exp.)								
Total Appropriations and Fund Balances		21,010,253.07	27,465,627.23	17,410,095.87	24,873,552.51	30,263,433.37	20,826,086.25	9,437,347.12

DISTRICT SCHOOL BOARD OF ALACHUA COUNTY
SCHEDULE OF REVENUES, EXPENDITURES AND CHANGES IN FUND BALANCES - BUDGET AND ACTUAL
OTHER FEDERAL PROGRAMS - ESSER AND GEER
For the Month Ending May 31, 2024

	Account Number	Budgeted Amounts (2022-23)		2022-23 Actual	Budgeted Amounts (2023-24)		2023-24 Actual	2023-24 Variance with Current Budget Positive (Negative)
		Original 2022-23 Budget	Current Budget as of May 31, 2023	Revenues through May 31, 2023	Original 2023-24 Budget	Current Budget as of May 31, 2024	Revenues through May 31, 2024	
REVENUES								
Federal Direct	3100							0.00
Federal Through State	3200	54,209,378.24	64,159,551.70	21,161,979.11	37,804,288.65	37,618,165.49	15,465,895.11	(22,152,270.38)
State Sources	3300		114,000.00		267,000.00	267,000.00	267,240.50	240.50
Local Sources	3400							0.00
Proceeds from the Sale of Capital Assets	3730							0.00
Loss Recoveries	3740							0.00
Transfers In	3600							0.00
Total Revenues and Fund Balances		54,209,378.24	64,273,551.70	21,161,979.11	38,071,288.65	37,885,165.49	15,733,135.61	(22,152,029.88)
EXPENDITURES								
				Expenditures through May 31, 2023			Expenditures through May 31, 2024	
Instruction	5000	21,183,979.10	29,328,069.70	9,340,056.35	18,733,939.54	25,220,647.67	9,365,431.14	15,855,216.53
Pupil Personnel Services	6100	7,125,660.58	7,447,996.70	2,077,497.36	3,858,228.89	3,964,547.32	2,643,506.66	1,321,040.66
Instructional Media Services	6200			8,757.22	12,000.00	32,871.21	54,289.01	(21,417.80)
Instruction and Curr. Development Services	6300	2,396,909.08	2,710,260.40	1,222,939.26	1,126,404.22	1,046,412.22	554,183.95	492,228.27
Instructional Staff Training Services	6400	1,824,383.43	3,283,217.52	570,633.58	2,287,596.52	2,095,166.09	248,626.56	1,846,539.53
Instruction Related Technology	6500	782,089.00	937,584.22	234,436.12	681,790.57	607,541.37	279,907.28	327,634.09
Board	7100							0.00
General Administration	7200	2,982,837.51	3,364,635.68	749,901.17	2,501,490.64	1,420,452.20	153,130.46	1,267,321.74
School Administration	7300	53,497.40	55,764.40	10,175.40	54,589.00	486,483.31	136,807.37	349,675.94
Facilities Acquisition and Construction	7400	16,502,574.00	10,467,455.15	1,246,325.38	8,103,018.13	1,530,303.15	1,266,580.26	263,722.89
Fiscal Services	7500							
Food Services	7600	3,622.46	1,835.54	1,835.54				0.00
Central Services	7700	634,449.05	1,166,929.55	861,403.37	107,759.54	708,486.20	570,374.73	138,111.47
Pupil Transportation Services	7800	347,219.66	644,756.13	226,690.59	505,046.00	662,275.94	381,622.60	280,653.34
Operation of Plant	7900	244,330.61	237,220.35	112,961.65	87,425.60	89,572.21	78,200.49	11,371.72
Maintenance of Plant	8100							0.00
Administrative Technology Services	8200							0.00
Community Services	9100	127,826.36	127,826.36	(1,633.88)	12,000.00	20,406.60	475.10	19,931.50
Total Appropriations		54,209,378.24	59,773,551.70	16,661,979.11	38,071,288.65	37,885,165.49	15,733,135.61	22,152,029.88
Capital Outlay	9300							
Transfers Out	9700		4,500,000.00	4,500,000.00				
Fund Balance (Beg. Fund Bal. + Rev. - Exp.)								
Total Appropriations and Fund Balances		54,209,378.24	64,273,551.70	21,161,979.11	38,071,288.65	37,885,165.49	15,733,135.61	22,152,029.88

DISTRICT SCHOOL BOARD OF ALACHUA COUNTY
SCHEDULE OF REVENUES, EXPENDITURES AND CHANGES IN FUND BALANCES - BUDGET AND ACTUAL
DEBT SERVICE
For the Month Ending May 31, 2024

	Account Number	Budgeted Amounts (2022-23)		2022-23 Actual	Budgeted Amounts (2023-24)		2023-24 Actual	2023-24 Variance with current budget Positive (Negative)
		Original 2022-23 Budget	Current Budget as of May 31, 2023	Revenues through May 31, 2023	Original 2023-24 Budget	Current Budget as of May 31, 2024	Revenues through May 31, 2024	
REVENUES								
Federal Direct	3100							0.00
Federal Through State	3200							0.00
State Sources	3300							0.00
Local Sources	3400			(232,747.10)			132,717.69	132,717.69
Proceeds from Refunding Bonds	3715							0.00
Premium on Sale of Refunded Bonds	3790							0.00
Transfers In								0.00
From Capital Projects Fund	3630						471,585.43	471,585.43
	3620							
Beginning Fund Balances		7,076,622.11	7,076,622.11	7,076,622.11	6,951,307.15	6,951,307.15	6,951,307.15	
Total Revenues and Fund Balances		7,076,622.11	7,076,622.11	6,843,875.01	6,951,307.15	6,951,307.15	7,555,610.27	604,303.12
EXPENDITURES				Expenditures through May 31, 2023			Expenditures through May 31, 2024	
Debt Service: (Function 9200)								
Retirement of Principal	710							0.00
Interest	720							0.00
Dues, Fees and Issuance Costs	730			4.60			8.40	(8.40)
Payments to Escrow agent	760							0.00
Total Expenditures		0.00	0.00	4.60	0.00	0.00	8.40	(8.40)
Transfer to Capital Projects	930							0.00
Transfers Out	9700							0.00
Fund Balance (Beg. Fund Bal. + Rev. - Exp.)		7,076,622.11	7,076,622.11	6,843,870.41	6,951,307.15	6,951,307.15	7,555,601.87	(604,294.72)
Total Expenditures and Fund Balances		7,076,622.11	7,076,622.11	6,843,875.01	6,951,307.15	6,951,307.15	7,555,610.27	(604,303.12)

DISTRICT SCHOOL BOARD OF ALACHUA COUNTY
SCHEDULE OF REVENUES, EXPENDITURES AND CHANGES IN FUND BALANCES - BUDGET AND ACTUAL
CAPITAL OUTLAY
For the Month Ending May 31, 2024

	Account Number	Budgeted Amounts (2022-23)		2022-23 Actual	Budgeted Amounts (2023-24)		2023-24 Actual	2023-24 Variance with current budget Positive (Negative)
		Original 2022-23 Budget	Current Budget as of May 31, 2023	Revenues through May 31, 2023	Original 2023-24 Budget	Current Budget as of May 31, 2024	Revenues through May 31, 2024	
REVENUES								
Federal Direct	3100							0.00
Federal Through State	3200							0.00
State Sources	3300	1,170,000.00	1,733,978.00	422,120.00	1,166,858.00	1,166,858.00		(1,166,858.00)
Local Sources	3400	59,516,012.00	59,516,012.00	49,536,526.48	64,364,765.00	64,364,765.00	60,494,755.33	(3,870,009.67)
Total Revenues		60,686,012.00	61,249,990.00	49,958,646.48	65,531,623.00	65,531,623.00	60,494,755.33	(5,036,867.67)
Capital Lease Agreement	3720							
Loss Recoveries	3740							0.00
COPS SERIES 2020	3750							
Transfers In	3600	350,000.00	620,000.00	620,000.00	650,000.00	750,000.00	1,000,000.00	250,000.00
Beginning Fund Balances		63,945,933.45	63,945,933.45	63,945,933.45	81,243,498.58	81,243,498.58	81,243,498.58	0.00
Total Revenues and Fund Balances		124,981,945.45	125,815,923.45	114,524,579.93	147,425,121.58	147,525,121.58	142,738,253.91	(4,786,867.67)
EXPENDITURES								
Library Books (New Libraries)	610	86,143.30	75,000.00	75,000.00				0.00
Audio-Visual Materials	620							0.00
Buildings and Fixed Equipment	630	58,395,328.36	59,462,186.52	9,983,845.16	52,891,858.09	62,322,829.55	22,972,196.81	39,350,632.74
Furniture, Fixtures, and Equipment	640	1,896,151.72	3,030,341.97	2,330,351.05	518,647.15	2,630,456.57	1,213,306.45	1,417,150.12
Motor Vehicles	650	2,080,000.00	2,318,719.00	125,525.00	3,110,914.21	4,178,649.09	375,665.00	3,802,984.09
Land	660							0.00
Improvements Other Than Buildings	670	2,101,509.93	2,680,050.97	1,081,967.47	2,170,049.68	5,479,026.24	2,181,526.27	3,297,499.97
Remodeling and Renovations	680	35,823,967.08	33,638,430.68	6,367,866.88	58,936,320.89	42,257,452.13	7,445,949.77	34,811,502.36
Computer Software	690	468,623.89	479,164.14	36,790.25	442,373.89	480,446.82	26,750.43	453,696.39
Retirement of Principal	710	12,541,352.52	12,539,161.52	892,780.11	13,623,953.10	13,623,953.10	2,293,709.88	11,330,243.22
Interest	720	4,699,938.00	4,699,938.00	2,108,225.46	4,480,741.22	4,480,741.22	1,856,316.49	2,624,424.73
Dues, Fees and Issuance Costs	730	54,389.65	58,389.65	24,536.63	82,426.50	82,426.50	20,536.63	61,889.87
Charter School Local Capital Improvement	790				481,748.00	481,748.00	216,351.00	265,397.00
Total Appropriations		118,147,404.45	118,981,382.45	23,026,888.01	136,739,032.73	136,017,729.22	38,602,308.73	97,415,420.49
Transfers Out	9700							
To General Fund	910	6,340,538.00	6,340,538.00	5,283,570.32	8,253,665.00	9,074,968.51	5,529,955.55	3,545,012.96
To Debt Service Fund	920	494,003.00	494,003.00		471,585.00	471,585.00	471,585.43	(0.43)
To Capital Projects Fund	930							
Interfund Transfer	950							
Fund Balance (Beg. Fund Bal. + Rev. - Exp.)		0.00	(0.00)	86,214,121.60	1,960,838.85	1,960,838.85	98,134,404.20	(96,173,565.35)
Total Appropriations and Fund Balances		124,981,945.45	125,815,923.45	114,524,579.93	147,425,121.58	147,525,121.58	142,738,253.91	4,786,867.67